



Capital Improvement Program

Fiscal Years 2014-2018



Donna D. Holaday, Mayor

Contents

Section I—Executive Summary

Introduction of Capital Planning Process

Proposed Free Cash Policy

Financing Methods

Six-Year Capital Improvement Program (CIP)

Section II—Fiscal Years 2014-2017 CIP Summary

Section III—Project Detail Sheets by Department

Fire Department

Police Department

Parks Department

Office of Planning and Development

Newburyport Public Library

Newburyport Public Schools

Department of Public Services: Highway Division

Information Technology

Department of Public Services: Water Enterprise Fund

Department of Public Services: Sewer Enterprise Fund

Harbormaster Enterprise Fund

I. Executive Summary

Dear President & Members of the City Council:

I am pleased to submit herewith the Proposed Fiscal Years 2014-2018 Capital Improvement Program (CIP). All projects listed under FY 2014 have been funded through various means during this past fiscal year. All projects listed under FY 2015 through FY 2018 will require funding through a combination of sources. As you are aware, the City's capital planning process has historically been both uncoordinated and inconsistent. I have placed significant emphasis on the importance of developing an organized and coordinated CIP for the City. The planned acquisition of capital associated with an annual appropriation to fund capital improvements needs to become an integral component of the annual operating budget moving forward. While we have incrementally begun to address this into some Departmental budgets, there is still progress to be made in accounting for ongoing capital needs in the operating budget.

The format and organization of the CIP was designed to include: 1) a description and justification of each project, 2) the year in which the project or acquisition is planned and 3) the recommended financing mechanism. As you will see, the City seeks to fund more projects using available funds, such as Free Cash and Retained Earnings, rather than issuing debt.

Development of the CIP

Prior to the implementation of the CIP, individual Departments maintained their own capital budgets. This practice provided an inventory of capital needs for each Department. However, creating individual inventories resulted in a highly unorganized approach to capital planning. Prior to FY2013, the City had not coordinated capital requests to the extent that the administration was able to offer an adequate long-term funding proposal to address important city-wide infrastructure improvements, replace deteriorating equipment, and repair and renovate facilities.

One of the priorities for FY2013 and beyond was to develop a comprehensive capital improvement plan that incorporated the capital needs of all city departments with a practical funding plan for each year of the program. Department Heads have continued to work with the Mayor's Office to identify their most important capital needs for FY2014 through FY2018. Significant time has been spent on developing a realistic funding plan within the confines of the City's financial resources.

It is my goal to fully incorporate the CIP into the FY2015 budget. It is critically important that the City begins to recognize its capital needs in the context of the operating budget. I have deliberately included fully funded projects and acquisitions from FY2014 in this CIP. My hope is that the City Council will continue to recognize the value and importance of committing to funding planned projects and acquisitions on an annual basis.

Free Cash Policy

I have developed a Free Cash Policy that will provide direction for how the City appropriates its Free Cash. In its most basic definition, Free Cash is the fiscal year-end combination of revenues that come in higher than estimated and expenditures that come in lower than budgeted. After the June 30 close of the fiscal year, the City's Free Cash is certified by the State Department of Revenue and available for appropriation. Free Cash must be certified by the Department of Revenue's Director of Accounts as of July 1, and cannot be appropriated until it is certified. Once certified, Free Cash can be appropriated up until the following June 30 by City Council for any legal spending purpose. Free Cash is the major source of funding for supplemental appropriations after the budget has been adopted and a tax rate has been set for the year. Maintaining a healthy Free Cash balance gives the City adequate flexibility to address the priority items in the CIP instead of continuing to defer our capital needs.

Free Cash is generated when actual operations of the fiscal year compare favorably with budgeted revenues and expenditures. It results when actual revenue collections exceed the estimates used for budgeting and actual expenditures and encumbrances (committed funds not yet expended) are less than appropriations. Free Cash is affected by uncollected property tax receivables, illegal deficits, overdrawn grant accounts and deficits in other funds (e.g., special revenue funds, agency funds).

According to the Financial Policies that were formally adopted last year, Free Cash balances should generally be used for non-recurring expenses. The Free Cash Policy attempts to align one-time revenues with appropriate one-time expenditures. To that end, the following are explicitly authorized uses of Free Cash under this policy:

- Limited Subsidy of the Operating Budget
- Capitalize the Stabilization Fund
- Capital Improvement Program
- Extraordinary Deficits & Emergency Appropriations

In keeping with the intent of this policy, an appropriate use of Free Cash is to fund capital projects that would have otherwise incurred borrowing costs associated with the issuance of debt. The financing of small capital projects or equipment is not considered a best practice for a community our size. Although perfectly legal, the City will continue to move away from incurring debt for vehicles and small equipment purchases and projects.

Bond rating agencies prefer to see cities using a pay-as-you-go approach for smaller capital projects. The one-time nature of Free Cash makes it an appropriate use for one-time capital expenditures. If, for some reason, sufficient Free Cash does not materialize in

a given year, the City may borrow for capital projects, or delay them without causing immediate impacts to the operating budget and related services.

CIP Assumptions

The FY2014-2018 CIP is based on the following budgetary assumptions. The City will:

- Continue to build cash reserves, setting a minimum threshold Free Cash balance of \$500,000 and striving to attain a \$1.5 million Free Cash balance annually;
- Continue to conservatively estimate New Growth;
- Not use funds from General Stabilization for ordinary capital improvements;
- Continue to actively pursue State and Federal funding opportunities and leverage an annual allotment of Community Preservation Act funds to complete certain Planning & Development related capital improvements; and
- Continue to fund a grant writer to assist in securing outside funding to subsidize particular projects and infrastructure investments.

Overview of the CIP

The CIP includes projects with a five year total estimated cost of \$95,142,748. The projects are divided into five main categories, as shown in the table and graph on the following page.

The graph illustrates that 81% of spending is for facilities renovation and repair. This includes the replacement of the Bresnahan Elementary School, the renovation of the Nock/Molin Upper Elementary and Middle School and the renovation of the former Bresnahan into a Senior/Community Center. This also includes major upgrades to the Water Treatment Plant and the Wastewater Treatment Facilities and the expansion of the DPS facility at Perry Way. The CIP also identifies and anticipates significant investment in existing City buildings including updated flooring at the Fire Station, Police Station, City Hall, and Library, as well as, the replacement of the roofs at the Library, High School and DPS garage. Additionally, the CIP includes an investment in the Brown Elementary School, which will be vacated later this year. Beginning with a comprehensive analysis of potential re-use of the building and site needs, we will then be able to determine the path forward for the building, including the Youth Services Department, which we are planning to relocate from the existing Kelly School.

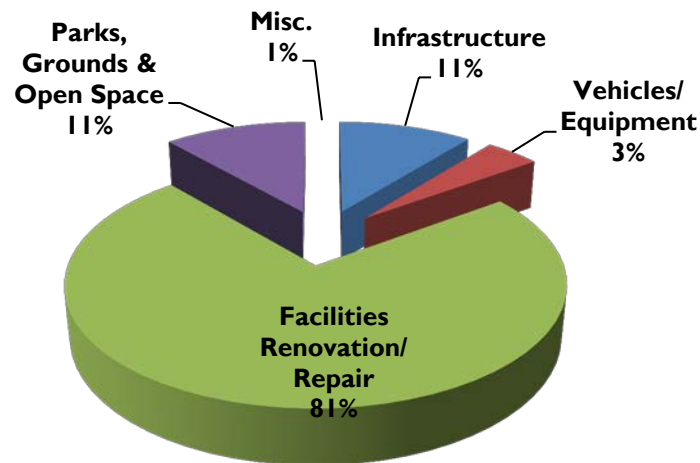
Investments in infrastructure represent 11% of the total spending included in the CIP. Infrastructure is the core of any CIP and Newburyport continues to budget capital investments in the City's water and sewer systems, roadways and sidewalks as part of the operating budget. In this past year, sidewalk improvements have been a priority. The City has made historic investments in our

CAPITAL IMPROVEMENT PROGRAM

sidewalks since we began earmarking 50% of meals tax revenue for their repair. The City will continue to invest a minimum of \$250,000 in sidewalks and \$500,000 in roadway improvements. Additionally, through existing enterprise funds, the City will continue to invest in infrastructure improvements, including \$2.4 million in water infrastructure improvements and \$2.7 million in sewer infrastructure projects over the next five years.

Another important area for the City are our parks, grounds and open space, which comprises 11% of total spending in the CIP. Major investments include the rehabilitation of the Central Waterfront Bulkhead, which was funded by a grant from the Seaport Advisory Council, as well as the continued restoration of Inn Street and the completion of the Clipper City Rail Trail.

Project Costs by Project Type



Funding the CIP

The City's lack of dedicated annual funding sources for capital improvements has made a coordinated approach to capital planning very difficult. Despite this fact, the City has been able to maintain a strong financial position by leveraging State and Federal funds, CPC funds and strong Free Cash and Retained Earning balances to fund capital improvements and purchases. This has limited the City's need to borrow to fund smaller capital improvements. The funding philosophy behind the CIP was to continue to fund and invest in capital without drastically increasing the debt burden. For FY2013, ordinary and excluded debt comprises 6.8% of the General Fund budget.

CAPITAL IMPROVEMENT PROGRAM

Below is a summary of project costs for fiscal years 2014 through 2018:

Project Costs by Department

Estimated Project Costs by Year

Department	FY14	FY15	FY16	FY17	FY18	Five-Year Total
Fire	272,593	165,000	140,000	115,000	2,915,000	3,607,593
Police	68,300	122,292	113,374	-	-	303,966
Parks	60,000	30,000	132,160	1,446,396	190,820	1,859,376
Planning	3,870,138	9,330,000	5,425,258	100,000	-	18,725,396
Information Technology	53,300	30,000	115,000	70,000	80,000	348,300
Library	20,150	32,627	-	-	-	52,777
Highway	1,156,151	1,747,000	1,162,000	1,297,000	880,000	6,242,151
Total General Fund	\$ 5,500,632	\$ 11,456,919	\$ 7,087,792	\$ 3,028,396	\$ 4,065,820	\$ 31,139,559
Schools	35,680,130	15,339,236	532,500	-	-	51,551,866
Total General Fund with Schools	\$ 41,180,762	\$ 26,796,155	\$ 7,620,292	\$ 3,028,396	\$ 4,065,820	\$ 82,691,425
Less: Grants, State Aid & Ex. Debt	(39,549,905)	(24,579,236)	(3,100,258)	(500,000)	(500,000)	(68,229,399)
Net Spending	\$ 1,630,857	\$ 2,216,919	\$ 4,520,034	\$ 2,528,396	\$ 3,565,820	\$ 14,462,026
Harbormaster Enterprise	149,200	800,000	-	-	-	949,200
Sewer Enterprise	3,267,202	377,000	2,307,000	307,000	150,000	6,408,202
Water Enterprise	2,733,921	796,000	857,000	357,000	350,000	5,093,921
Total Enterprise Funds	\$ 6,150,323	\$ 1,973,000	\$ 3,164,000	\$ 664,000	\$ 500,000	\$ 12,451,323
Total Capital Improvements	\$ 47,331,085	\$ 28,769,155	\$ 10,784,292	\$ 3,692,396	\$ 4,565,820	\$ 95,142,748

Conclusion

I want to thank all of those who have helped to make this CIP not just a document, but a real plan. The City continues to make great strides towards improving its capital planning. The capital budget on the following pages highlights the City's ongoing responsibility to maintain its facilities, vehicles, equipment and infrastructure, and to make the necessary capital investments to meet the needs of our community. Many projects continue to be deferred in order to keep the funding mechanisms realistic but, hopefully, those can be included in the CIP in subsequent years. The CIP is a living document in the truest sense and will continue to be revaluated and updated on an annual basis as part of the budget process. The CIP will continue to serve as an appendix to the annual operating budget and it is my intention to aggressively pursue funding for each year of the program.

Respectfully submitted,

Donna D. Holaday, Mayor

CAPITAL IMPROVEMENT PROGRAM

II. FY 2014-2018 CIP Summary

Estimated Project Costs by Year

Page	Department	Project Description	FY14	FY15	FY16	FY17	FY18	Five-Year Total
12	Fire	Fire Engine Replacement	115,000	115,000	115,000	115,000	115,000	575,000
13	Fire	Replacement of Fire Alarm System	19,000	-	-	-	-	19,000
14	Fire	Tile Flooring Replacement on First Floor of Station 1	30,000	-	-	-	-	30,000
15	Fire	Dispatch Console Workstation	54,593	-	-	-	-	54,593
16	Fire	Fire Station Alerting and Public Address System	40,000	-	-	-	-	40,000
17	Fire	Communications Logging Recorder	14,000	-	-	-	-	14,000
18	Fire	One Ton Forestry Truck	-	50,000	-	-	-	50,000
19	Fire	Hose & Fitting Replacement	-	-	25,000	-	-	25,000
20	Fire	New Station 2 Facility	-	-	-	-	2,800,000	2,800,000
	Fire Total		272,593	165,000	140,000	115,000	2,915,000	3,607,593
21	Police	Seal Police Station bricks & Replace Garage doors	-	21,000	21,000	-	-	42,000
22	Police	Carpet Replacement	-	-	30,000	-	-	30,000
23	Police	Replacement of Portable Radios	-	20,000	-	-	-	20,000
24	Police	Intellex Security System	-	20,352	-	-	-	20,352
25	Police	Rain / Foul Weather Coats	13,500	-	-	-	-	13,500
26	Police	Mobile Data Terminals	45,000	-	-	-	-	45,000
27	Police	Tasers	-	22,500	22,500	-	-	45,000
28	Police	Defibrillators	9,800	-	-	-	-	9,800
29	Police	Cruiser Two-Way Radios	-	12,000	-	-	-	12,000
30	Police	Radar Units	-	20,950	-	-	-	20,950
31	Police	Traffic Speed Measuring Signboard	-	5,490	-	-	-	5,490
32	Police	Harley Davidson Motorcycles	-	-	39,874	-	-	39,874
	Police Total		68,300	122,292	113,374	-	-	303,966
33	Parks	Bartlet Mall Frog Pond Restoration Feasibility Study	30,000	-	-	-	-	30,000
34	Parks	Parks Facilities & Equipment Improvements	30,000	30,000	30,000	30,000	30,000	150,000
35	Parks	Field Improvement - Construction Projects	-	-	102,160	1,416,396	160,820	1,679,376
	Parks Total		60,000	30,000	132,160	1,446,396	190,820	1,859,376
36	Planning	Senior Community Center	1,249,742	4,350,000	900,258	-	-	6,500,000
37	Planning	Clipper City Rail Trail Extension Project - Design Phase	140,033	-	-	-	-	140,033
38	Planning	Clipper City Rail Trail Extension Project -Construction Phase	-	1,700,000	1,700,000	-	-	3,400,000

CAPITAL IMPROVEMENT PROGRAM

Estimated Project Costs by Year

Page	Department	Project Description	FY14	FY15	FY16	FY17	FY18	Five-Year Total
39	Planning	Central Waterfront Bulkhead Project - Phase 1	1,950,000	260,000	-	-	-	2,210,000
40	Planning	Central Waterfront Bulkhead Project - Phase 2	-	2,500,000	-	-	-	2,500,000
41	Planning	High School Stadium Renovation Project	-	200,000	2,000,000	-	-	2,200,000
42	Planning	Fish Pier Embayment Dredging Project	-	50,000	600,000	-	-	650,000
43	Planning	Inn Street - Phase II - Partial Brick Repair Project	225,000	-	-	-	-	225,000
44	Planning	Inn Street - Phase III - Fountain Improvement Project	-	75,000	-	-	-	75,000
45	Planning	Inn Street - Phase IV - Elevated Walkway Project	-	-	200,000	-	-	200,000
46	Planning	City Hall Capital Improvement Project(s)	-	195,000	-	-	-	195,000
47	Planning	Common Pasture Parking and Trailhead Project	-	-	25,000	100,000	-	125,000
48	Planning	Our Common Backyards Parks Improvement Grant	253,553	-	-	-	-	253,553
49	Planning	Brown School Reuse Feasibility Study	40,000	-	-	-	-	40,000
50	Planning	Business Park Signage	11,810	-	-	-	-	11,810
	Planning Total		3,870,138	9,330,000	5,425,258	100,000	-	18,725,396
51	Library	Carpet Replacement	16,700	16,202	-	-	-	32,902
52	Library	Flat Rubber Roof Restoration	3,450	-	-	-	-	3,450
53	Library	VOIP Phone System	-	16,425	-	-	-	16,425
	Library Total		20,150	32,627	-	-	-	52,777
54	Schools	Bresnahan Elementary Model School Project	21,405,000	7,867,284	-	-	-	29,272,284
55	Schools	Nock/Molin School Renovation	13,944,960	7,164,620	-	-	-	21,109,580
56	Schools	Newburyport High School-Roof Replacement	-	70,000	532,500	-	-	602,500
57	Schools	Newburyport High School-Historic Woodwork Restoration	330,170	237,332	-	-	-	567,502
	Schools Total		35,680,130	15,339,236	532,500	-	-	51,551,866
58	Highway	Roadway Improvements	500,000	500,000	500,000	500,000	500,000	2,500,000
59	Highway	Sidewalk Improvements	315,000	300,000	300,000	300,000	300,000	1,515,000
60	Highway	Purchase of 6 Wheel Dump Trucks	-	150,000	150,000	150,000	-	450,000
61	Highway	Roof Replacement at DPS Facility	-	80,000	80,000	80,000	80,000	320,000
62	Highway	Purchase of One Ton Dump Trucks	-	70,000	-	70,000	-	140,000
63	Highway	Purchase of Street Sweeper	67,000	67,000	67,000	-	-	201,000
64	Highway	Tree Truck	-	-	-	150,000	-	150,000
65	Highway	Purchase of 3/4 Ton Pickup Trucks with plows	-	40,000	40,000	40,000	-	120,000

CAPITAL IMPROVEMENT PROGRAM

Estimated Project Costs by Year

Page	Department	Project Description	FY14	FY15	FY16	FY17	FY18	Five-Year Total
66	Highway	Street Light Acquisition	98,200	-	-	-	-	98,200
67	Highway	Purchase of Front End Loader with Backhoe	-	120,000	-	-	-	120,000
68	Highway	Drainage Study	-	50,000	-	-	-	50,000
69	Highway	Replacement of Fuel Pumping Station	-	7,000	7,000	7,000	-	21,000
70	Highway	Repair Stonewall at Highland Cemetery	-	40,000	-	-	-	40,000
71	Highway	Purchase of Automatic Hydraulic Salt Spreader Control System	-	18,000	18,000	-	-	36,000
72	Highway	Replacement of HVAC system at the DPS Highway Facility	100,000	-	-	-	-	100,000
73	Highway	Purchase of Leaf Vacuum	7,000	-	-	-	-	7,000
74	Highway	Purchase of Tree Chipper	-	55,000	-	-	-	55,000
75	Highway	Highland Cemetery Upgrades	20,000	-	-	-	-	20,000
76	Highway	Oil and Hydraulic Pump System for DPS Garage	15,000	-	-	-	-	15,000
77	Highway	Carpet Replacement - City Hall	18,196	-	-	-	-	18,196
78	Highway	Emma Andrew s ADA Ramp and Building Modifications	15,755	-	-	-	-	15,755
79	Highway	Replacement of AWD Oversized MAC Snow plow Truck	-	250,000	-	-	-	250,000
	Highway Total		1,156,151	1,747,000	1,162,000	1,297,000	880,000	6,242,151
80	Information Technology	IT Hardware	-	30,000	115,000	60,000	30,000	235,000
81	Information Technology	Copier/Scanners	18,300	-	-	10,000	10,000	38,300
82	Information Technology	Storage Area Network Device	35,000	-	-	-	40,000	75,000
	Information Technology Total		53,300	30,000	115,000	70,000	80,000	348,300
83	Water Enterprise	Water Treatment Plant Upgrade	1,743,921	-	-	-	-	1,743,921
84	Water Enterprise	DPS Water Main Replacement	300,000	325,000	300,000	300,000	300,000	1,525,000
85	Water Enterprise	DPS Facility Expansion	600,000	-	-	-	-	600,000
86	Water Enterprise	DPS Meter Replacement Project	50,000	50,000	50,000	50,000	50,000	250,000
87	Water Enterprise	Replacement of Fuel Pumping Station	-	7,000	7,000	7,000	-	21,000
88	Water Enterprise	Purchase Water Distribution Vehicle	40,000	-	-	-	-	40,000
89	Water Enterprise	Upper Dam and Intake Improvements	-	150,000	500,000	-	-	650,000
90	Water Enterprise	Hot Top Roller	-	16,000	-	-	-	16,000
91	Water Enterprise	Mini Excavator	-	100,000	-	-	-	100,000
92	Water Enterprise	Tapping Bit	-	8,000	-	-	-	8,000
93	Water Enterprise	Dump Truck	-	140,000	-	-	-	140,000
	Water Enterprise Total		2,733,921	796,000	857,000	357,000	350,000	5,093,921

CAPITAL IMPROVEMENT PROGRAM


Estimated Project Costs by Year

Page	Department	Project Description	FY14	FY15	FY16	FY17	FY18	Five-Year Total
94	Sewer Enterprise	Wastewater Treatment Facility Improvements	2,267,202	-	-	-	-	2,267,202
95	Sewer Enterprise	West End Easement	150,000	-	-	-	-	150,000
96	Sewer Enterprise	Graf Road Force Main	-	-	2,000,000	-	-	2,000,000
97	Sewer Enterprise	Purchase of Vactor Vacuum Truck	200,000	-	-	-	-	200,000
98	Sewer Enterprise	DPS Expansion	600,000	-	-	-	-	600,000
99	Sewer Enterprise	Purchase of Mack RD690S Dump Truck	-	130,000	-	-	-	130,000
100	Sewer Enterprise	Bobcat Loader	-	90,000	-	-	-	90,000
101	Sewer Enterprise	Replacement of Fuel Pumping Station	-	7,000	7,000	7,000	-	21,000
102	Sewer Enterprise	DPS Meter Replacement Project	50,000	50,000	50,000	50,000	50,000	250,000
103	Sewer Enterprise	Plum Island Alarm System	-	100,000	100,000	100,000	100,000	400,000
104	Sewer Enterprise	Sewer Line Replacement	-	-	150,000	150,000	-	300,000
	Sewer Enterprise Total		3,267,202	377,000	2,307,000	307,000	150,000	6,408,202
105	Harbormaster Enterprise	Transient Boaters & Harbormaster Facility	134,200	800,000	-	-	-	934,200
106	Harbormaster Enterprise	New Harbormaster Boat	15,000	-	-	-	-	15,000
	Harbormaster Enterprise Total		149,200	800,000	-	-	-	949,200
	Grand Total		47,331,085	28,769,155	10,784,292	3,692,396	4,565,820	95,142,748


III. Project Detail Sheets by Department

(following pages)


CAPITAL IMPROVEMENT PROGRAM

Project Title: Fire Engine Replacement							
Department: Fire			Category: Vehicles/Equipment				
<u>Description and Justification:</u>							
<p>This project will replace two 1993 KME pumpers that are currently in reserve at each of the City's fire stations. These pumpers are beyond their useful life expectancy, are constantly in a state of disrepair, and are unreliable. Our frontline apparatus is ten years old and due for reserve status, so new front line pumpers are needed now. The cost to lease-to-own two engines for 10 years is \$115,00 annually. Once these leases have been paid off, the engines will be ten years old and shifted to reserve status. It is expected that the imposition of a fire alarm service fee in line with other area Fire Departments will allow the City to absorb this new expense into the annual operating budget given the projected revenues that will be collected.</p>							
RECOMMENDED FINANCING							
	Source of Funds	Total Five -Year Cost	Estimated Project Costs by Fiscal Year				
			FY2014	FY2015	FY2016	FY2017	FY2018
A. Feasibility Study							
B. Design							
C. Land Acquisition							
D. Construction							
E. Furnishings/Equipment							
F. Departmental Equipment	6/1	575,000	115,000	115,000	115,000	115,000	115,000
G. Contingency							
H. Other							
TOTAL		\$575,000	\$115,000	\$115,000	\$115,000	\$115,000	\$115,000
<u>Source of Funds Legend</u>							
(1) Operating Revenues	(3) State Aid	(5) Harbormaster Retained Earnings	(7) Sewer Enterprise Fund Retained Earnings				
(2) Municipal GO Bonds	(4) Capital Stabilization Fund	(6) Free Cash / CPA / Grants / Other	(8) Water Enterprise Fund Retained Earnings				

CAPITAL IMPROVEMENT PROGRAM

Project Title: Replacement of Fire Alarm System							
Department: Fire			Category: Vehicles/Equipment				
<u>Description and Justification:</u> This project would replace the outdated fire alarm receiving unit from a hard wired receiving unit to one that would be able to receive alarms by radio transmissions. The new unit would allow the City to begin mandating radio controlled master boxes and begin dismantling the low energy overhead wires that are in place throughout the city. This purchase would reduce costs in the operating budget because the City would no longer have to maintain the existing system, which is 100 year old technology.							
RECOMMENDED FINANCING							
	Source of Funds	Total Five -Year Cost	Estimated Project Costs by Fiscal Year				
			FY2014	FY2015	FY2016	FY2017	FY2018
A. Feasibility Study							
B. Design							
C. Land Acquisition							
D. Construction							
E. Furnishings/Equipment							
F. Departmental Equipment	6	19,000	19,000				
G. Contingency							
H. Other							
TOTAL		\$19,000	\$19,000				
<u>Source of Funds Legend</u>							
(1) Operating Revenues	(3) State Aid	(5) Harbormaster Retained Earnings	(7) Sewer Enterprise Fund Retained Earnings				
(2) Municipal GO Bonds	(4) Capital Stabilization Fund	(6) Free Cash / CPA / Grants / Other	(8) Water Enterprise Fund Retained Earnings				

CAPITAL IMPROVEMENT PROGRAM

Project Title: Tile Flooring Replacement on First Floor of Station 1	
Department: Fire	Category: Facilities Renovation/Repair
<p><u>Description and Justification:</u></p> <p>The existing flooring on the first floor of the Greenleaf Street Fire Station was significantly deteriorated. The asbestos tile was removed and replaced in FY14. This flooring replacement project was coordinated in conjunction with the installation of the new dispatch console and other IT and communications upgrades to the station which are located in the same area.</p>	


RECOMMENDED FINANCING

	Source of Funds	Total Five -Year Cost	Estimated Project Costs by Fiscal Year				
			FY2014	FY2015	FY2016	FY2017	FY2018
A. Feasibility Study							
B. Design							
C. Land Acquisition							
D. Construction	1	30,000	30,000				
E. Furnishings/Equipment							
F. Departmental Equipment							
G. Contingency							
H. Other							
TOTAL		\$30,000	\$30,000				

Source of Funds Legend

(1) Operating Revenues	(3) State Aid	(5) Harbormaster Retained Earnings	(7) Sewer Enterprise Fund Retained Earnings
(2) Municipal GO Bonds	(4) Capital Stabilization Fund	(6) Free Cash / CPA / Grants / Other	(8) Water Enterprise Fund Retained Earnings

CAPITAL IMPROVEMENT PROGRAM

Project Title: Dispatch Console Workstation	
Department: Fire	Category: Vehicles/Equipment
<u>Description and Justification:</u> The existing workstation is outdated and oversized. The dispatch radio equipment is ten years old and is not integrated, making public safety response coordination difficult and time-consuming. This work would complete the dispatch system upgrade.	


RECOMMENDED FINANCING

	Source of Funds	Total Five -Year Cost	Estimated Project Costs by Fiscal Year				
			FY2014	FY2015	FY2016	FY2017	FY2018
A. Feasibility Study							
B. Design							
C. Land Acquisition							
D. Construction							
E. Furnishings/Equipment							
F. Departmental Equipment	1/6	54,593	54,593				
G. Contingency							
H. Other							
TOTAL		\$54,593	\$54,593				

Source of Funds Legend

(1) Operating Revenues	(3) State Aid	(5) Harbormaster Retained Earnings	(7) Sewer Enterprise Fund Retained Earnings
(2) Municipal GO Bonds	(4) Capital Stabilization Fund	(6) Free Cash / CPA / Grants / Other	(8) Water Enterprise Fund Retained Earnings

CAPITAL IMPROVEMENT PROGRAM

Project Title: Fire Station Alerting and Public Address System	
Department: Fire	Category: Vehicles/Equipment
<p><u>Description and Justification:</u></p> <p>This system will connect the dispatch center with both stations simultaneously and will replace the outdated notification system currently in place. This project is part of the comprehensive effort to upgrade and update the existing Fire Department IT and communications systems.</p>	

RECOMMENDED FINANCING

	Source of Funds	Total Five -Year Cost	Estimated Project Costs by Fiscal Year				
			FY2014	FY2015	FY2016	FY2017	FY2018
A. Feasibility Study							
B. Design							
C. Land Acquisition							
D. Construction							
E. Furnishings/Equipment							
F. Departmental Equipment	6	40,000	40,000				
G. Contingency							
H. Other							
TOTAL		\$40,000	\$40,000				

Source of Funds Legend

(1) Operating Revenues	(3) State Aid	(5) Harbormaster Retained Earnings	(7) Sewer Enterprise Fund Retained Earnings
(2) Municipal GO Bonds	(4) Capital Stabilization Fund	(6) Free Cash / CPA / Grants / Other	(8) Water Enterprise Fund Retained Earnings

CAPITAL IMPROVEMENT PROGRAM

Project Title: Communications Logging Recorder	
Department: Fire	Category: Vehicles/Equipment
<u>Description and Justification:</u> There is currently no way for the Fire Department to record or retrieve incoming or outgoing communications. This system would allow all calls to be recorded and archived. It is critical that the Department have this capability to better respond should a call get dropped and to continue to refine their service delivery.	


RECOMMENDED FINANCING

	Source of Funds	Total Five -Year Cost	Estimated Project Costs by Fiscal Year				
			FY2014	FY2015	FY2016	FY2017	FY2018
A. Feasibility Study							
B. Design							
C. Land Acquisition							
D. Construction							
E. Furnishings/Equipment							
F. Departmental Equipment	6	14,000	14,000				
G. Contingency							
H. Other							
TOTAL		\$14,000	\$14,000				

Source of Funds Legend

(1) Operating Revenues	(3) State Aid	(5) Harbormaster Retained Earnings	(7) Sewer Enterprise Fund Retained Earnings
(2) Municipal GO Bonds	(4) Capital Stabilization Fund	(6) Free Cash / CPA / Grants / Other	(8) Water Enterprise Fund Retained Earnings

CAPITAL IMPROVEMENT PROGRAM

Project Title: One Ton Forestry Truck	
Department: Fire	Category: Vehicles/Equipment
<p><u>Description and Justification:</u> The Department currently has a 2005 truck that was purchased through grant funding. This vehicle is in need of a new chassis and should be replaced.</p>	


RECOMMENDED FINANCING

	Source of Funds	Total Five -Year Cost	Estimated Project Costs by Fiscal Year				
			FY2014	FY2015	FY2016	FY2017	FY2018
A. Feasibility Study							
B. Design							
C. Land Acquisition							
D. Construction							
E. Furnishings/Equipment							
F. Departmental Equipment	6	50,000		50,000			
G. Contingency							
H. Other							
TOTAL		\$50,000		\$50,000			

Source of Funds Legend

(1) Operating Revenues	(3) State Aid	(5) Harbormaster Retained Earnings	(7) Sewer Enterprise Fund Retained Earnings
(2) Municipal GO Bonds	(4) Capital Stabilization Fund	(6) Free Cash / CPA / Grants / Other	(8) Water Enterprise Fund Retained Earnings

CAPITAL IMPROVEMENT PROGRAM

Project Title: Hose & Fitting Replacement	
Department: Fire	Category: Vehicles/Equipment
<u>Description and Justification:</u> The Department will need comprehensive replacement of its larger diameter hose and fittings as most of the existing stock is old and deteriorated.	


RECOMMENDED FINANCING

	Source of Funds	Total Five -Year Cost	Estimated Project Costs by Fiscal Year				
			FY2014	FY2015	FY2016	FY2017	FY2018
A. Feasibility Study							
B. Design							
C. Land Acquisition							
D. Construction							
E. Furnishings/Equipment							
F. Departmental Equipment	6	25,000			25,000		
G. Contingency							
H. Other							
TOTAL		\$25,000			\$25,000		

Source of Funds Legend

(1) Operating Revenues	(3) State Aid	(5) Harbormaster Retained Earnings	(7) Sewer Enterprise Fund Retained Earnings
(2) Municipal GO Bonds	(4) Capital Stabilization Fund	(6) Free Cash / CPA / Grants / Other	(8) Water Enterprise Fund Retained Earnings

CAPITAL IMPROVEMENT PROGRAM

Project Title: New Station 2 Facility	
Department: Fire	Category: Facilities Renovation/Repair
<p><u>Description and Justification:</u></p> <p>The existing facility is dated, cramped, and in disrepair. It was originally constructed in the 1960s and was never intended as a long-term solution. This funding will cover the costs of the design, land acquisition, and construction of an entirely new stick-built structure in the same location as Station 2 is currently. The building footprint will be expanded to accommodate a minimum of three full-time staff of both genders and provide them with adequate living and working quarters.</p>	



RECOMMENDED FINANCING

	Source of Funds	Total Five -Year Cost	Estimated Project Costs by Fiscal Year				
			FY2014	FY2015	FY2016	FY2017	FY2018
A. Feasibility Study							
B. Design	2/6	200,000					200,000
C. Land Acquisition	2	100,000					100,000
D. Construction							
E. Furnishings/Equipment							
F. Departmental Equipment	2	2,500,000					2,500,000
G. Contingency							
H. Other							
TOTAL		\$2,800,000					\$2,800,000

Source of Funds Legend

(1) Operating Revenues	(3) State Aid	(5) Harbormaster Retained Earnings	(7) Sewer Enterprise Fund Retained Earnings
(2) Municipal GO Bonds	(4) Capital Stabilization Fund	(6) Free Cash / CPA / Grants / Other	(8) Water Enterprise Fund Retained Earnings

CAPITAL IMPROVEMENT PROGRAM

Project Title: Seal Police Station bricks & Replace Garage doors	
Department: Police	Category: Facilities Renovation/Repair
Description and Justification:	
<p>The Police Station's exterior has not been waterproofed since its renovation 14 years ago. This project will including sealing the brick exterior of the station and prevent future water damage to the interior.</p> <p>Additionally, the replacement station's three garage doors will be through this project. The doors are showing deterioration and will have exceed their useful life by the estimated date of</p>	 


RECOMMENDED FINANCING

	Source of Funds	Total Five -Year Cost	Estimated Project Costs by Fiscal Year				
			FY2014	FY2015	FY2016	FY2017	FY2018
A. Feasibility Study							
B. Design							
C. Land Acquisition							
D. Construction							
E. Furnishings/Equipment	6	21,000			21,000		
F. Departmental Equipment							
G. Contingency							
H. Other	6	21,000		21,000			
TOTAL		\$42,000		\$21,000	\$21,000		

Source of Funds Legend

(1) Operating Revenues	(3) State Aid	(5) Harbormaster Retained Earnings	(7) Sewer Enterprise Fund Retained Earnings
(2) Municipal GO Bonds	(4) Capital Stabilization Fund	(6) Free Cash / CPA / Grants / Other	(8) Water Enterprise Fund Retained Earnings

CAPITAL IMPROVEMENT PROGRAM

Project Title: Carpet Replacement	
Department: Police	Category: Facilities Renovation/Repair
<u>Description and Justification:</u> This project will fund the replacement of the carpeting at the police station on all three floors. The current carpet was installed when the building was renovated and has begun to show significant deterioration.	


RECOMMENDED FINANCING

	Source of Funds	Total Five -Year Cost	Estimated Project Costs by Fiscal Year				
			FY2014	FY2015	FY2016	FY2017	FY2018
A. Feasibility Study							
B. Design							
C. Land Acquisition							
D. Construction							
E. Furnishings/Equipment	6	30,000			30,000		
F. Departmental Equipment							
G. Contingency							
H. Other							
TOTAL		\$30,000			\$30,000		


Source of Funds Legend

(1) Operating Revenues	(3) State Aid	(5) Harbormaster Retained Earnings	(7) Sewer Enterprise Fund Retained Earnings
(2) Municipal GO Bonds	(4) Capital Stabilization Fund	(6) Free Cash / CPA / Grants / Other	(8) Water Enterprise Fund Retained Earnings

CAPITAL IMPROVEMENT PROGRAM

Project Title: Replacement of Portable Radios							
Department: Police				Category: Vehicles/Equipment			
<u>Description and Justification:</u> This would fund the replacement of the Police Department's portable radios. The Federal Communications Commission (FCC) has mandated that all non-Federal public safety licenses using 25kHz radio systems must migrate to narrowband 12.5kHz channels by January 1, 2013. Routine upgrading has been ongoing, but replacement of significant amounts of radio equipment, along with re-licensing and re-programming of existing equipment will still be needed. Further review and assessment to refine cost estimates and possible alternative funding sources is							
RECOMMENDED FINANCING							
	Source of Funds	Total Five -Year Cost	Estimated Project Costs by Fiscal Year				
			FY2014	FY2015	FY2016	FY2017	FY2018
A. Feasibility Study							
B. Design							
C. Land Acquisition							
D. Construction							
E. Furnishings/Equipment							
F. Departmental Equipment	6	20,000		20,000			
G. Contingency							
H. Other							
TOTAL		\$20,000		\$20,000			
<u>Source of Funds Legend</u>							
(1) Operating Revenues	(3) State Aid	(5) Harbormaster Retained Earnings	(7) Sewer Enterprise Fund Retained Earnings				
(2) Municipal GO Bonds	(4) Capital Stabilization Fund	(6) Free Cash / CPA / Grants / Other	(8) Water Enterprise Fund Retained Earnings				

CAPITAL IMPROVEMENT PROGRAM

Project Title: Intellex Security System	
Department: Police	Category: Vehicles/Equipment
Description and Justification:	
<p>Over the past two years the police department has expanded its internal video monitor system to include four remote cameras in the downtown business area. This video feed and our internal audio system, which is used to monitor the holding area for suspects, is processed through an Intellex electronic system. This intellex system is the operating system which allows remote controlling of cameras, records the video, audio, and manages the data being received.</p> <p>There are two of these intellex devices in use (Each unit can process 16 cameras) with one processing 16 cameras and the other with 11 cameras. The intellex units are seven plus years old and are showing signs of aging with ongoing service calls and out dated technology.</p>	


RECOMMENDED FINANCING

	Source of Funds	Total Five -Year Cost	Estimated Project Costs by Fiscal Year				
			FY2014	FY2015	FY2016	FY2017	FY2018
A. Feasibility Study							
B. Design							
C. Land Acquisition							
D. Construction							
E. Furnishings/Equipment							
F. Departmental Equipment	6	20,352		20,352			
G. Contingency							
H. Other							
TOTAL		\$20,352		\$20,352			


Source of Funds Legend

(1) Operating Revenues	(3) State Aid	(5) Harbormaster Retained Earnings	(7) Sewer Enterprise Fund Retained Earnings
(2) Municipal GO Bonds	(4) Capital Stabilization Fund	(6) Free Cash / CPA / Grants / Other	(8) Water Enterprise Fund Retained Earnings

CAPITAL IMPROVEMENT PROGRAM

Project Title: Rain / Foul Weather Coats							
Department: Police			Category: Vehicles/Equipment				
<u>Description and Justification:</u> The green reflective rain/winter jackets the officers are issued are eight years old and are in need of replacement. These jackets are used during inclement weather and meet the American National Standards Institutes (ANSI) requirements for public safety personnel. Through constant use, these jackets are worn, lost reflective color, and are no longer water resistant. The loss of reflectiveness places officers at risk when assigned to traffic assignments and accident scenes.							
RECOMMENDED FINANCING							
	Source of Funds	Total Five -Year Cost	Estimated Project Costs by Fiscal Year				
			FY2014	FY2015	FY2016	FY2017	FY2018
A. Feasibility Study							
B. Design							
C. Land Acquisition							
D. Construction							
E. Furnishings/Equipment							
F. Departmental Equipment	6	13,500	13,500				
G. Contingency							
H. Other							
TOTAL		\$13,500	\$13,500				
<u>Source of Funds Legend</u>							
(1) Operating Revenues	(3) State Aid	(5) Harbormaster Retained Earnings	(7) Sewer Enterprise Fund Retained Earnings				
(2) Municipal GO Bonds	(4) Capital Stabilization Fund	(6) Free Cash / CPA / Grants / Other	(8) Water Enterprise Fund Retained Earnings				

CAPITAL IMPROVEMENT PROGRAM

Project Title: Mobile Data Terminals	
Department: Police	Category: Vehicles/Equipment
<p><u>Description and Justification:</u></p> <p>The mobile data terminals are now eight years old and five out of the seven have fallen into disrepair recently. These terminals are critical to the effectiveness and safety of our officers on patrol. These terminals provide critical information about wanted persons, stolen vehicles, vehicle registrations, license information (including photo). In addition this system allows an officer direct access to the department's computer system and database, and will have the capability to remotely monitor school security cameras in the event of an emergency. This technology has proven to save lives in past school incidents. These mobile data terminals provide advanced safety to an officer whenever they interact with members of the public and allow for advanced knowledge before approaching suspects.</p>	
	


RECOMMENDED FINANCING

	Source of Funds	Total Five -Year Cost	Estimated Project Costs by Fiscal Year				
			FY2014	FY2015	FY2016	FY2017	FY2018
A. Feasibility Study							
B. Design							
C. Land Acquisition							
D. Construction							
E. Furnishings/Equipment							
F. Departmental Equipment	6	45,000	45,000				
G. Contingency							
H. Other							
TOTAL		\$45,000	\$45,000				


Source of Funds Legend

(1) Operating Revenues	(3) State Aid	(5) Harbormaster Retained Earnings	(7) Sewer Enterprise Fund Retained Earnings
(2) Municipal GO Bonds	(4) Capital Stabilization Fund	(6) Free Cash / CPA / Grants / Other	(8) Water Enterprise Fund Retained Earnings

CAPITAL IMPROVEMENT PROGRAM

Project Title: Tasers							
Department: Police			Category: Vehicles/Equipment				
<u>Description and Justification:</u>							
<p>Over the past year, a number of officers have been injured or placed in situations that have resulted in hand-to-hand combat with suspects. Tasers have been being used by law enforcement since 1999. Recent surveys reveal officer injuries are down by 76% and the injuries to suspects is even higher, saving an estimated 75,000 lives. The days of the public tolerating officers striking suspects with batons is quickly diminishing, mostly due to the fact that technology and safer tools are now available. In addition, agencies utilizing Tasers have seen significant reductions in lawsuits and litigations a result of this equipment. This funding would allow for the purchase of seventeen tasers this coming year and another seventeen the next year to outfit the department. Each officer having their own device will insure that they have it when needed, will extend the life of the equipment, and will reduce breakage/damage/accountability.</p>							
RECOMMENDED FINANCING							
	Source of Funds	Total Five -Year Cost	Estimated Project Costs by Fiscal Year				
			FY2014	FY2015	FY2016	FY2017	FY2018
A. Feasibility Study							
B. Design							
C. Land Acquisition							
D. Construction							
E. Furnishings/Equipment							
F. Departmental Equipment	6	45,000		22,500	22,500		
G. Contingency							
H. Other							
TOTAL		\$45,000		\$22,500	\$22,500		
<u>Source of Funds Legend</u>							
(1) Operating Revenues	(3) State Aid	(5) Harbormaster Retained Earnings	(7) Sewer Enterprise Fund Retained Earnings				
(2) Municipal GO Bonds	(4) Capital Stabilization Fund	(6) Free Cash / CPA / Grants / Other	(8) Water Enterprise Fund Retained Earnings				

CAPITAL IMPROVEMENT PROGRAM

Project Title: Defibrillators	
Department: Police	Category: Vehicles/Equipment
<p><u>Description and Justification:</u></p> <p>The Police Department has five older version defibrillators that were donated to us from three area banks back in 2006. There is two other even older units that we depend on at the station and in another cruiser. These defibrillators have been effective in saving several citizens that were in full cardiac arrest. Having our officers equipped with these devices and being able to provide timely responses to medical situation provides the best opportunity to have a successful outcome. Our current AEDs are become undependable due to unviability of medical chest pads and costly with battery replacements costing upwards of \$300 to \$400 dollars per unit. Three of our AEDs are out of service due to the above situations. This funding covers ten new AED units, ensuring that each cruiser has its own and that back-up units are available at the station.</p>	


RECOMMENDED FINANCING

	Source of Funds	Total Five -Year Cost	Estimated Project Costs by Fiscal Year				
			FY2014	FY2015	FY2016	FY2017	FY2018
A. Feasibility Study							
B. Design							
C. Land Acquisition							
D. Construction							
E. Furnishings/Equipment							
F. Departmental Equipment	6	9,800	9,800				
G. Contingency							
H. Other							
TOTAL		\$9,800	\$9,800				


Source of Funds Legend

(1) Operating Revenues	(3) State Aid	(5) Harbormaster Retained Earnings	(7) Sewer Enterprise Fund Retained Earnings
(2) Municipal GO Bonds	(4) Capital Stabilization Fund	(6) Free Cash / CPA / Grants / Other	(8) Water Enterprise Fund Retained Earnings

CAPITAL IMPROVEMENT PROGRAM

Project Title: Cruiser Two-Way Radios							
Department: Police				Category: Vehicles/Equipment			
<u>Description and Justification:</u> The cruiser two-way radios are coming to the end of their life span, with most being 15 plus years old. These radios no longer have the capability to use the new digital capability and rely on analog to operate. For this reason, officers can currently hear transmissions from the communications center or portable radios when operating on a secured channel. These radios also do not have identifier screens which allow officers to identify who is calling in the event of an emergency. As the state moves away from analog to digital, the City's cruisers will not be able to communicate with other units in town or when responding to mutual aid calls.							
RECOMMENDED FINANCING							
	Source of Funds	Total Five -Year Cost	Estimated Project Costs by Fiscal Year				
			FY2014	FY2015	FY2016	FY2017	FY2018
A. Feasibility Study							
B. Design							
C. Land Acquisition							
D. Construction							
E. Furnishings/Equipment							
F. Departmental Equipment	6	12,000		12,000			
G. Contingency							
H. Other							
TOTAL		\$12,000		\$12,000			
<u>Source of Funds Legend</u>							
(1) Operating Revenues	(3) State Aid	(5) Harbormaster Retained Earnings	(7) Sewer Enterprise Fund Retained Earnings				
(2) Municipal GO Bonds	(4) Capital Stabilization Fund	(6) Free Cash / CPA / Grants / Other	(8) Water Enterprise Fund Retained Earnings				

CAPITAL IMPROVEMENT PROGRAM

Project Title: Radar Units	
Department: Police	Category: Vehicles/Equipment
<p><u>Description and Justification:</u></p> <p>Radar units are part of the everyday equipment utilized by officers on the street in the performance of the duties. These units turn on at the beginning of an officer's shift and are used throughout the shift. They are also a source of income to the community as part of state Cherry Sheet revenue. There are ten units in operation and they have not been replaced in several years. Each unit will cost approximately \$2,095. New units will increase compliance with posted speed limits and be a tool for officers to use in the identification and citation of violators.</p>	
	


RECOMMENDED FINANCING

	Source of Funds	Total Five -Year Cost	Estimated Project Costs by Fiscal Year				
			FY2014	FY2015	FY2016	FY2017	FY2018
A. Feasibility Study							
B. Design							
C. Land Acquisition							
D. Construction							
E. Furnishings/Equipment							
F. Departmental Equipment	6	20,950		20,950			
G. Contingency							
H. Other							
TOTAL		\$20,950		\$20,950			


Source of Funds Legend

(1) Operating Revenues	(3) State Aid	(5) Harbormaster Retained Earnings	(7) Sewer Enterprise Fund Retained Earnings
(2) Municipal GO Bonds	(4) Capital Stabilization Fund	(6) Free Cash / CPA / Grants / Other	(8) Water Enterprise Fund Retained Earnings

CAPITAL IMPROVEMENT PROGRAM

Project Title: Traffic Speed Measuring Signboard							
Department: Police				Category: Vehicles/Equipment			
Description and Justification: The All Traffic Solutions radar board that we currently have has turned into a highly requested tool in numerous neighborhoods to measure speed and as a traffic calming tool. This equipment continues to be called upon to provide traffic studies and counts throughout the City at the request of the Traffic Safety Advisory Committee. A second unit would assist in providing better deployment in neighborhoods in a timelier manner. This cost includes a credit for an old trailer type that is no long in service.							
RECOMMENDED FINANCING							
	Source of Funds	Total Five -Year Cost	Estimated Project Costs by Fiscal Year				
			FY2014	FY2015	FY2016	FY2017	FY2018
A. Feasibility Study							
B. Design							
C. Land Acquisition							
D. Construction							
E. Furnishings/Equipment							
F. Departmental Equipment	6	5,490		5,490			
G. Contingency							
H. Other							
TOTAL		\$5,490		\$5,490			
Source of Funds Legend							
(1) Operating Revenues	(3) State Aid	(5) Harbormaster Retained Earnings	(7) Sewer Enterprise Fund Retained Earnings				
(2) Municipal GO Bonds	(4) Capital Stabilization Fund	(6) Free Cash / CPA / Grants / Other	(8) Water Enterprise Fund Retained Earnings				

CAPITAL IMPROVEMENT PROGRAM

Project Title: Harley Davidson Motorcycles	
Department: Police	Category: Vehicles/Equipment
Description and Justification:	
<p>The departments has two 2003 Harley Davidson motorcycles that are now twelve years old. These bikes are used throughout the warmer months (May–October) to patrol all areas of the city. These bikes allow officers to access numerous areas that are otherwise not reachable by vehicle including parks and traffic-congested street during events and for many formal activities including funerals and other high-visibility events. The motorcycles play a vital part in our ability to have officers interact with the community and at the same time conserve fuel costs. The age of the motorcycles warrants their replacement. The \$39,874 cost does not account for the allowable trade-in value that the City would receive toward the new units.</p>	


RECOMMENDED FINANCING

	Source of Funds	Total Five -Year Cost	Estimated Project Costs by Fiscal Year				
			FY2014	FY2015	FY2016	FY2017	FY2018
A. Feasibility Study							
B. Design							
C. Land Acquisition							
D. Construction							
E. Furnishings/Equipment							
F. Departmental Equipment	6	39,874			39,874		
G. Contingency							
H. Other							
TOTAL		\$39,874			\$39,874		


Source of Funds Legend

(1) Operating Revenues	(3) State Aid	(5) Harbormaster Retained Earnings	(7) Sewer Enterprise Fund Retained Earnings
(2) Municipal GO Bonds	(4) Capital Stabilization Fund	(6) Free Cash / CPA / Grants / Other	(8) Water Enterprise Fund Retained Earnings

CAPITAL IMPROVEMENT PROGRAM

Project Title: Bartlet Mall Frog Pond Restoration Feasibility Study							
Department: Parks Department				Category: Parks, Grounds & Open Space			
Description and Justification: The Frog Pond, the centerpiece of the Bartlet Mall, requires an extensive clean up. Funding is needed to perform a feasibility study in order to proceed with restoration efforts. The goal of this project is to hire a consulting team to summarize and assess work done to date, identify data gaps and devise methods to obtain any additional information needed, determine the level of restoration possible, conduct public meetings and collaborate with stakeholders, identify potential funding sources, prepare a restoration plan, acquire all necessary permits to execute the plan, oversee the implementation of the restoration plan, implement the restoration plan, and conduct/coordinate follow-up testing to determine plan success.							
RECOMMENDED FINANCING							
	Source of Funds	Total Five -Year Cost	Estimated Project Costs by Fiscal Year				
			FY2014	FY2015	FY2016	FY2017	FY2018
A. Feasibility Study	6	30,000	30,000				
B. Design							
C. Land Acquisition							
D. Construction							
E. Furnishings/Equipment							
F. Departmental Equipment							
G. Contingency							
H. Other							
TOTAL		\$30,000	\$30,000				
Source of Funds Legend							
(1) Operating Revenues	(3) State Aid	(5) Harbormaster Retained Earnings	(7) Sewer Enterprise Fund Retained Earnings				
(2) Municipal GO Bonds	(4) Capital Stabilization Fund	(6) Free Cash / CPA / Grants / Other	(8) Water Enterprise Fund Retained Earnings				

CAPITAL IMPROVEMENT PROGRAM

Project Title: Parks Facilities & Equipment Improvements	
Department: Parks Department	Category: Parks, Grounds & Open Space
<p><u>Description and Justification:</u> Ongoing improvements of Newburyport's Parks facilities and equipment. Capital needs for FY14 include: repairing tennis court surfacing at Atkinson Common, replacing broken play equipment and drinking fountain at Cashman, installing a wheelchair accessible swing at the Brown School playground, and installing permanent off-leash signage at designated areas.</p>	
	


RECOMMENDED FINANCING

	Source of Funds	Total Five -Year Cost	Estimated Project Costs by Fiscal Year				
			FY2014	FY2015	FY2016	FY2017	FY2018
A. Feasibility Study							
B. Design							
C. Land Acquisition							
D. Construction							
E. Furnishings/Equipment	6	150,000	30,000	30,000	30,000	30,000	30,000
F. Departmental Equipment							
G. Contingency							
H. Other							
TOTAL		\$150,000	\$30,000	\$30,000	\$30,000	\$30,000	\$30,000

Source of Funds Legend

(1) Operating Revenues	(3) State Aid	(5) Harbormaster Retained Earnings	(7) Sewer Enterprise Fund Retained Earnings
(2) Municipal GO Bonds	(4) Capital Stabilization Fund	(6) Free Cash / CPA / Grants / Other	(8) Water Enterprise Fund Retained Earnings

CAPITAL IMPROVEMENT PROGRAM

Project Title: Field Improvement - Construction Projects	
Department: Parks Department	Category: Parks, Grounds & Open Space
<p><u>Description and Justification:</u></p> <p>Based on findings and recommendations of the Field Space Task Force, construction projects consist of developing and improving fields at the Fuller Fields and Nock/Molin Middle School.</p> <p>The timing and costs of the projects are contingent on other field-related projects in the City, including the Newburyport High School Stadium.</p>	


RECOMMENDED FINANCING

	Source of Funds	Total Five -Year Cost	Estimated Project Costs by Fiscal Year				
			FY2014	FY2015	FY2016	FY2017	FY2018
A. Feasibility Study							
B. Design	1/6	113,856			102,160	11,696	
C. Land Acquisition							
D. Construction	1/2/6	1,565,520				1,404,700	160,820
E. Furnishings/Equipment							
F. Departmental Equipment							
G. Contingency							
H. Other							
TOTAL		\$1,679,376			\$102,160	\$1,416,396	\$160,820

Source of Funds Legend

(1) Operating Revenues	(3) State Aid	(5) Harbormaster Retained Earnings	(7) Sewer Enterprise Fund Retained Earnings
(2) Municipal GO Bonds	(4) Capital Stabilization Fund	(6) Free Cash / CPA / Grants / Other	(8) Water Enterprise Fund Retained Earnings

CAPITAL IMPROVEMENT PROGRAM

Project Title: Senior Community Center	
Department: Office of Planning & Development	Category: Facilities Renovation/Repair
<p><u>Description and Justification:</u> For many years, the City studied an array of sites for a new Senior Center, offering dedicated facilities for Council on Aging operations. In 2011, Mayor Holaday proposed to build a new Senior and Community Center on the site of the current Bresnahan Elementary School. Construction is set to begin in Fall 2014 once the existing school is demolished. The design process is well underway, with the new facility set to provide sufficient space and flexibility for senior, community, and social service activities.</p>	
	


RECOMMENDED FINANCING

	Source of Funds	Total Five -Year Cost	Estimated Project Costs by Fiscal Year				
			FY2014	FY2015	FY2016	FY2017	FY2018
A. Feasibility Study	2/6	91,500	91,500				
B. Design	2/6	578,242	578,242				
C. Land Acquisition							
D. Construction	2/6	5,830,258	580,000	4,350,000	900,258		
E. Furnishings/Equipment							
F. Departmental Equipment							
G. Contingency							
H. Other							
TOTAL		\$6,500,000	\$1,249,742	\$4,350,000	\$900,258		


Source of Funds Legend

(1) Operating Revenues	(3) State Aid	(5) Harbormaster Retained Earnings	(7) Sewer Enterprise Fund Retained Earnings
(2) Municipal GO Bonds	(4) Capital Stabilization Fund	(6) Free Cash / CPA / Grants / Other	(8) Water Enterprise Fund Retained Earnings


CAPITAL IMPROVEMENT PROGRAM

Project Title: Clipper City Rail Trail Extension Project - Design Phase							
Department: Office of Planning & Development			Category: Parks, Grounds & Open Space				
<u>Description and Justification:</u> This funding will cover the balance needed to complete design and permitting of a 2-mile extension of the multi-use off-road pathway known as the Clipper City Rail Trail. The 10-foot-wide paved pathway will generally travel along the old City Branch railroad corridor from the central waterfront to Joppa Park, through the South End past March's Hill, to Parker Street and into Newbury, and eventually across Route 1 and back to the MBTA train station. While federal and state transportation funding may be available for the construction phase of extending the Rail Trail, the City needs to fund the design and permitting of the project.							
RECOMMENDED FINANCING							
	Source of Funds	Total Five -Year Cost	Estimated Project Costs by Fiscal Year				
			FY2014	FY2015	FY2016	FY2017	FY2018
A. Feasibility Study							
B. Design	6	140,033	140,033				
C. Land Acquisition							
D. Construction							
E. Furnishings/Equipment							
F. Departmental Equipment							
G. Contingency							
H. Other							
TOTAL		\$140,033	\$140,033				
<u>Source of Funds Legend</u>							
(1) Operating Revenues	(3) State Aid	(5) Harbormaster Retained Earnings	(7) Sewer Enterprise Fund Retained Earnings				
(2) Municipal GO Bonds	(4) Capital Stabilization Fund	(6) Free Cash / CPA / Grants / Other	(8) Water Enterprise Fund Retained Earnings				


CAPITAL IMPROVEMENT PROGRAM

Project Title: Clipper City Rail Trail Extension Project -Construction Phase							
Department: Office of Planning & Development				Category: Parks, Grounds & Open Space			
Description and Justification: This project will construct a 2-mile extension of the multi-use off-road pathway known as the Clipper City Rail Trail. The 10-foot-wide paved pathway will generally travel along the old City Branch railroad corridor from the central waterfront to Joppa Park, through the South End past March's Hill, to Parker Street and into Newbury, and eventually across Route 1 and back to the MBTA train station. We hope that federal and state transportation funding will continue to be available to fund most of the cost of construction of such facilities. However, even if significant transportation funding grants are secured for construction, the City will need to fund enhancements (benches, signage, art, lighting, etc.) to the basic trail to complete it.							
RECOMMENDED FINANCING							
	Source of Funds	Total Five -Year Cost	Estimated Project Costs by Fiscal Year				
			FY2014	FY2015	FY2016	FY2017	FY2018
A. Feasibility Study							
B. Design							
C. Land Acquisition							
D. Construction	3	3,400,000		1,700,000	1,700,000		
E. Furnishings/Equipment							
F. Departmental Equipment							
G. Contingency							
H. Other							
TOTAL		\$3,400,000		\$1,700,000	\$1,700,000		
Source of Funds Legend							
(1) Operating Revenues	(3) State Aid	(5) Harbormaster Retained Earnings	(7) Sewer Enterprise Fund Retained Earnings				
(2) Municipal GO Bonds	(4) Capital Stabilization Fund	(6) Free Cash / CPA / Grants / Other	(8) Water Enterprise Fund Retained Earnings				


CAPITAL IMPROVEMENT PROGRAM

Project Title: Central Waterfront Bulkhead Project - Phase 1							
Department: Office of Planning & Development				Category: Parks, Grounds & Open Space			
<u>Description and Justification:</u> The Central Waterfront Bulkhead project consists primarily of replacing and repairing the bulkhead at Newburyport's central waterfront. Except for the western section of the bulkhead that was reconstructed in 2002, the existing steel bulkhead was built over three decades ago in 1977, and supports an 1100 foot boardwalk and embayment area that is used extensively by visiting boaters, commercial tour boat operators, large numbers of residents and visitors, plus the small local commercial fishing fleet. The steel bulkhead is nearing the end of its service life, and consultants have suggested that sections of the boardwalk could become undermined. Phase 1 of this project will be completed in Spring 2014 and was funded by a grant from the Seaport Advisory Council.							
RECOMMENDED FINANCING							
	Source of Funds	Total Five -Year Cost	Estimated Project Costs by Fiscal Year				
			FY2014	FY2015	FY2016	FY2017	FY2018
A. Feasibility Study							
B. Design							
C. Land Acquisition							
D. Construction	3/5/6	2,210,000	1,950,000	260,000			
E. Furnishings/Equipment							
F. Departmental Equipment							
G. Contingency							
H. Other							
TOTAL		\$2,210,000	\$1,950,000	\$260,000			
<u>Source of Funds Legend</u>							
(1) Operating Revenues	(3) State Aid	(5) Harbormaster Retained Earnings	(7) Sewer Enterprise Fund Retained Earnings				
(2) Municipal GO Bonds	(4) Capital Stabilization Fund	(6) Free Cash / CPA / Grants / Other	(8) Water Enterprise Fund Retained Earnings				

CAPITAL IMPROVEMENT PROGRAM

Project Title: Central Waterfront Bulkhead Project - Phase 2							
Department: Office of Planning & Development				Category: Parks, Grounds & Open Space			
<u>Description and Justification:</u> The Central Waterfront Bulkhead project consists primarily of replacing and repairing the bulkhead at Newburyport's central waterfront. Except for the western section of the bulkhead that was reconstructed in 2002, the existing steel bulkhead was built over three decades ago in 1977, and supports an 1100 foot boardwalk and embayment area that is used extensively by visiting boaters, commercial tour boat operators, large numbers of residents and visitors, plus the small local commercial fishing fleet. The steel bulkhead is nearing the end of its service life, and consultants have suggested that sections of the boardwalk could become undermined. The City hopes to secure funding for Phase 2 of this project from the Seaport Advisory Council and/or other grant sources.							
RECOMMENDED FINANCING							
	Source of Funds	Total Five -Year Cost	Estimated Project Costs by Fiscal Year				
			FY2014	FY2015	FY2016	FY2017	FY2018
A. Feasibility Study							
B. Design							
C. Land Acquisition							
D. Construction	3/5/6	2,500,000		2,500,000			
E. Furnishings/Equipment							
F. Departmental Equipment							
G. Contingency							
H. Other							
TOTAL		\$2,500,000		\$2,500,000			
<u>Source of Funds Legend</u>							
(1) Operating Revenues	(3) State Aid	(5) Harbormaster Retained Earnings	(7) Sewer Enterprise Fund Retained Earnings				
(2) Municipal GO Bonds	(4) Capital Stabilization Fund	(6) Free Cash / CPA / Grants / Other	(8) Water Enterprise Fund Retained Earnings				

CAPITAL IMPROVEMENT PROGRAM

Project Title: High School Stadium Renovation Project	
Department: Office of Planning & Development	Category: Facilities Renovation/Repair
<p><u>Description and Justification:</u> The replacement of the old playing field at the High School World War Memorial Stadium with a wider multi-purpose synthetic turf field is a significant priority for the City's administration as well as the coaches and leagues of Newburyport's various youth sports. Currently, Newburyport has a shortfall of available playing fields, and an acute need for both new and improved athletic field space. A new wider multi-purpose synthetic turf field in this central location will allow a much more intensive use by a number of Newburyport sports teams and leagues, and potentially allow the City to periodically rest the other natural grass fields so that they can be more efficiently and effectively maintained.</p>	


RECOMMENDED FINANCING

	Source of Funds	Total Five -Year Cost	Estimated Project Costs by Fiscal Year				
			FY2014	FY2015	FY2016	FY2017	FY2018
A. Feasibility Study							
B. Design	2/6	200,000		200,000			
C. Land Acquisition							
D. Construction	2/6	2,000,000			2,000,000		
E. Furnishings/Equipment							
F. Departmental Equipment							
G. Contingency							
H. Other							
TOTAL		\$2,200,000		\$200,000	\$2,000,000		


Source of Funds Legend

(1) Operating Revenues	(3) State Aid	(5) Harbormaster Retained Earnings	(7) Sewer Enterprise Fund Retained Earnings
(2) Municipal GO Bonds	(4) Capital Stabilization Fund	(6) Free Cash / CPA / Grants / Other	(8) Water Enterprise Fund Retained Earnings

CAPITAL IMPROVEMENT PROGRAM

Project Title: Fish Pier Embayment Dredging Project							
Department: Office of Planning & Development				Category: Infrastructure			
<u>Description and Justification:</u> The public Fish Pier provides one of the few suitable places in the area for the local commercial fishing fleet to unload their catch. Unfortunately, the Fish Pier has been underutilized since it was constructed two decades ago due to inadequate depths in the embayment. Present depths vary from elevation 0 to -12 Mean Low Water, allowing vessel access only at higher tides. A small fishing fleet has remained based in Newburyport, and is an important part of the City's heritage and culture; with supportive facilities, the fleet could begin to grow again. Newburyport's Waterfront Strategic Plan makes improving the Fish Pier a priority, and in 2008-2009 the City completed survey, sampling, testing, design, cost estimates and permitting (Conservation Commission, DEP Chapter 91, DEP Water Quality Certificate, Army Corps of Engineers) for the project.							
RECOMMENDED FINANCING							
	Source of Funds	Total Five -Year Cost	Estimated Project Costs by Fiscal Year				
			FY2014	FY2015	FY2016	FY2017	FY2018
A. Feasibility Study							
B. Design	6	50,000		50,000			
C. Land Acquisition							
D. Construction	6	600,000			600,000		
E. Furnishings/Equipment							
F. Departmental Equipment							
G. Contingency							
H. Other							
TOTAL		\$650,000		\$50,000	\$600,000		
<u>Source of Funds Legend</u>							
(1) Operating Revenues	(3) State Aid	(5) Harbormaster Retained Earnings	(7) Sewer Enterprise Fund Retained Earnings				
(2) Municipal GO Bonds	(4) Capital Stabilization Fund	(6) Free Cash / CPA / Grants / Other	(8) Water Enterprise Fund Retained Earnings				

CAPITAL IMPROVEMENT PROGRAM

Project Title: Inn Street - Phase II - Partial Brick Repair Project							
Department: Office of Planning & Development				Category: Infrastructure			
<u>Description and Justification:</u> The award-winning conversion of Inn Street to a brick, bluestone, and granite pedestrian corridor has been the heart of the downtown since the urban renewal process of a generation ago. However, the brickwork in the plaza and corridor has not been adequately maintained over the years. Newburyport's downtown has been the engine of our economy, and the Inn Street pedestrian corridor has been at the core of the downtown's attractiveness to both visitors and residents. This project will reset bricks in the Inn Street plaza and corridor to remove the most troublesome tripping hazards, avoid tree root conflicts and improve overall appearance. Additional masonry work will involve the repointing of brick work in elements such as the stairways to the elevated walkway.							
RECOMMENDED FINANCING							
	Source of Funds	Total Five -Year Cost	Estimated Project Costs by Fiscal Year				
			FY2014	FY2015	FY2016	FY2017	FY2018
A. Feasibility Study							
B. Design	6	25,000	25,000				
C. Land Acquisition							
D. Construction	6	200,000	200,000				
E. Furnishings/Equipment							
F. Departmental Equipment							
G. Contingency							
H. Other							
TOTAL		\$225,000	\$225,000				
<u>Source of Funds Legend</u>							
(1) Operating Revenues	(3) State Aid	(5) Harbormaster Retained Earnings	(7) Sewer Enterprise Fund Retained Earnings				
(2) Municipal GO Bonds	(4) Capital Stabilization Fund	(6) Free Cash / CPA / Grants / Other	(8) Water Enterprise Fund Retained Earnings				

CAPITAL IMPROVEMENT PROGRAM

Project Title: Inn Street - Phase III - Fountain Improvement Project	
Department: Office of Planning & Development	Category: Parks, Grounds & Open Space
<p><u>Description and Justification:</u></p> <p>The award-winning conversion of Inn Street to a brick, bluestone, and granite pedestrian corridor has been the heart of the downtown since the urban renewal process of a generation ago. However, the fountain and focal point for this plaza has been out of operation for several years. Excessive water usage and public concerns regarding water quality and child safety have lead to requests for a retrofit or redesign of this water feature. Newburyport's downtown has been the engine of our economy, and the Inn Street pedestrian corridor has been at the core of the downtown's attractiveness to both visitors and residents. This project will modify the existing fountain with improvements that significantly improve appearance and function.</p>	


RECOMMENDED FINANCING

	Source of Funds	Total Five -Year Cost	Estimated Project Costs by Fiscal Year				
			FY2014	FY2015	FY2016	FY2017	FY2018
A. Feasibility Study							
B. Design	6	10,000		10,000			
C. Land Acquisition							
D. Construction	6	65,000		65,000			
E. Furnishings/Equipment							
F. Departmental Equipment							
G. Contingency							
H. Other							
TOTAL		\$75,000		\$75,000			


Source of Funds Legend

(1) Operating Revenues	(3) State Aid	(5) Harbormaster Retained Earnings	(7) Sewer Enterprise Fund Retained Earnings
(2) Municipal GO Bonds	(4) Capital Stabilization Fund	(6) Free Cash / CPA / Grants / Other	(8) Water Enterprise Fund Retained Earnings

CAPITAL IMPROVEMENT PROGRAM

Project Title: Inn Street - Phase IV - Elevated Walkway Project							
Department: Office of Planning & Development				Category: Parks, Grounds & Open Space			
<u>Description and Justification:</u> The award-winning conversion of Inn Street to a brick, bluestone, and granite pedestrian corridor has been the heart of the downtown since the urban renewal process of a generation ago. However, the concrete elevated walkway that provides access and egress to the buildings that run along both Inn and State Streets is an eyesore. The solid concrete railing of the elevated walkway has hidden users from the eyes of the police, business owners, and general public, and have lead to vandalism, trash, urination, and various negative social behaviors. Newburyport's downtown has been the engine of our economy, and the Inn Street pedestrian corridor has been at the core of the downtown's attractiveness to both visitors and residents. This project will modify or replace the structurally sound raised walkway with modifications that significantly improve appearance.							
RECOMMENDED FINANCING							
	Source of Funds	Total Five -Year Cost	Estimated Project Costs by Fiscal Year				
			FY2014	FY2015	FY2016	FY2017	FY2018
A. Feasibility Study							
B. Design	6	20,000			20,000		
C. Land Acquisition							
D. Construction	6	180,000			180,000		
E. Furnishings/Equipment							
F. Departmental Equipment							
G. Contingency							
H. Other							
TOTAL		\$200,000			\$200,000		
<u>Source of Funds Legend</u>							
(1) Operating Revenues	(3) State Aid	(5) Harbormaster Retained Earnings	(7) Sewer Enterprise Fund Retained Earnings				
(2) Municipal GO Bonds	(4) Capital Stabilization Fund	(6) Free Cash / CPA / Grants / Other	(8) Water Enterprise Fund Retained Earnings				

CAPITAL IMPROVEMENT PROGRAM

Project Title: City Hall Capital Improvement Project(s)							
Department: Office of Planning & Development				Category: Facilities Renovation/Repair			
<u>Description and Justification:</u> This request would fund the following City Hall improvements: <ul style="list-style-type: none"> • Universal access improvements to meet code: -- install assistive listening devices in City Council Chambers and Auditorium; -- modify bathrooms and associated fixtures; -- modify threshold of the main auditorium doors; -- install new interior door handles for about ten doors. • Public kitchen renovation to meet codes; • Roof replacement (western side); • Central hallway wood flooring; • Caulking and wood painting; • Renovate first floor men's bathroom; and • Update auditorium stage and sound. 							
RECOMMENDED FINANCING							
	Source of Funds	Total Five -Year Cost	Estimated Project Costs by Fiscal Year				
			FY2014	FY2015	FY2016	FY2017	FY2018
A. Feasibility Study							
B. Design	6	39,000		39,000			
C. Land Acquisition							
D. Construction	6	156,000		156,000			
E. Furnishings/Equipment							
F. Departmental Equipment							
G. Contingency							
H. Other							
TOTAL		\$195,000		\$195,000			
<u>Source of Funds Legend</u>							
(1) Operating Revenues	(3) State Aid	(5) Harbormaster Retained Earnings	(7) Sewer Enterprise Fund Retained Earnings				
(2) Municipal GO Bonds	(4) Capital Stabilization Fund	(6) Free Cash / CPA / Grants / Other	(8) Water Enterprise Fund Retained Earnings				

CAPITAL IMPROVEMENT PROGRAM

Project Title: Common Pasture Parking and Trailhead Project	
Department: Office of Planning & Development	Category: Parks, Grounds & Open Space
<p><u>Description and Justification:</u></p> <p>In 2006, the City acquired two substantial parcels of open space in the Common Pasture area as part of the City's long-term initiative to protect this last remaining large expanse of contiguous farmland, fields, and forest. The City spent a combined total of approximately \$2 million on the acquisition of the 102-acre Cooper North Pasture property and the 123-acre Wet Meadows property, with about half supplied by state and federal grants (plus the state match for the CPA funding). The properties were acquired for the purposes of open space, agriculture, historic and scenic landscape preservation, watershed protection, conservation, and passive recreation. The votes, deeds, and grants associated with these properties all require that they be enhanced and made available for appropriate</p>	


RECOMMENDED FINANCING

	Source of Funds	Total Five -Year Cost	Estimated Project Costs by Fiscal Year				
			FY2014	FY2015	FY2016	FY2017	FY2018
A. Feasibility Study							
B. Design	6	25,000			25,000		
C. Land Acquisition							
D. Construction	6	100,000				100,000	
E. Furnishings/Equipment							
F. Departmental Equipment							
G. Contingency							
H. Other							
TOTAL		\$125,000			\$25,000	\$100,000	

Source of Funds Legend

(1) Operating Revenues	(3) State Aid	(5) Harbormaster Retained Earnings	(7) Sewer Enterprise Fund Retained Earnings
(2) Municipal GO Bonds	(4) Capital Stabilization Fund	(6) Free Cash / CPA / Grants / Other	(8) Water Enterprise Fund Retained Earnings

CAPITAL IMPROVEMENT PROGRAM

Project Title: Our Common Backyards Parks Improvement Grant	
Department: Office of Planning & Development	Category: Parks, Grounds & Open Space
Description and Justification:	
<p>The City applied for funding through this new state grant program in early CY2014 and is awaiting notification. If awarded, the state would cover up to \$200,000 of the overall project cost, with the City set to cover the local match cost for the balance needed to move either of these projects forward should we receive grant funding. We were required to identify two potential projects for their review. The first involved significant improvements to Atwood Park; the second is a splash pad at Cashman Park.</p>	


RECOMMENDED FINANCING

	Source of Funds	Total Five -Year Cost	Estimated Project Costs by Fiscal Year				
			FY2014	FY2015	FY2016	FY2017	FY2018
A. Feasibility Study							
B. Design							
C. Land Acquisition							
D. Construction	6	253,553	253,553				
E. Furnishings/Equipment							
F. Departmental Equipment							
G. Contingency							
H. Other							
TOTAL		\$253,553	\$253,553				

Source of Funds Legend

- | | | | |
|------------------------|--------------------------------|--------------------------------------|---|
| (1) Operating Revenues | (3) State Aid | (5) Harbormaster Retained Earnings | (7) Sewer Enterprise Fund Retained Earnings |
| (2) Municipal GO Bonds | (4) Capital Stabilization Fund | (6) Free Cash / CPA / Grants / Other | (8) Water Enterprise Fund Retained Earnings |

CAPITAL IMPROVEMENT PROGRAM

Project Title: Brown School Reuse Feasibility Study	
Department: Office of Planning & Development	Category: Facilities Renovation/Repair
Description and Justification:	
<p>With the new Bresnahan Elementary School scheduled to open in Fall 2014, the City has to decide what to do with the Brown School. Given the deteriorating conditions of the Kelley School and the significant costs associated with bringing that building up to code, the City is examining the possibility of shifting Youth Services to the Brown School. The extent of work that has to be done to allow for this potential shared use and the feasibility of having a developer implement an adaptive re-use of this facility that is supported by the community requires extensive professional review prior to issuing an RFP and initiating the process of disposing of surplus property. This funding will support the scope of work for this study and will allow the City to move forward in a timely manner in addressing the parallel needs of housing Youth Services and ensuring a reuse project that is in keeping with the surrounding neighborhood.</p>	


RECOMMENDED FINANCING

	Source of Funds	Total Five -Year Cost	Estimated Project Costs by Fiscal Year				
			FY2014	FY2015	FY2016	FY2017	FY2018
A. Feasibility Study	6	40,000	40,000				
B. Design							
C. Land Acquisition							
D. Construction							
E. Furnishings/Equipment							
F. Departmental Equipment							
G. Contingency							
H. Other							
TOTAL		\$40,000	\$40,000				

Source of Funds Legend

(1) Operating Revenues	(3) State Aid	(5) Harbormaster Retained Earnings	(7) Sewer Enterprise Fund Retained Earnings
(2) Municipal GO Bonds	(4) Capital Stabilization Fund	(6) Free Cash / CPA / Grants / Other	(8) Water Enterprise Fund Retained Earnings

CAPITAL IMPROVEMENT PROGRAM

Project Title: Business Park Signage	
Department: Office of Planning & Development	Category: Parks, Grounds & Open Space
<p><u>Description and Justification:</u></p> <p>In 2012, the Lord Timothy Dexter Industrial Green was rebranded as the Newburyport Business & Industry Park to reflect the diversity of businesses operating there. Funding is requested to upgrade outdated signage that is located on City property to showcase the new brand identity. The Newburyport Business Park Association has offered \$5,000 toward the cost of making landscape improvements that will accompany the new signage.</p>	


RECOMMENDED FINANCING

	Source of Funds	Total Five -Year Cost	Estimated Project Costs by Fiscal Year				
			FY2014	FY2015	FY2016	FY2017	FY2018
A. Feasibility Study							
B. Design							
C. Land Acquisition							
D. Construction							
E. Furnishings/Equipment	6	11,810	11,810				
F. Departmental Equipment							
G. Contingency							
H. Other							
TOTAL		\$11,810	\$11,810				

Source of Funds Legend

(1) Operating Revenues	(3) State Aid	(5) Harbormaster Retained Earnings	(7) Sewer Enterprise Fund Retained Earnings
(2) Municipal GO Bonds	(4) Capital Stabilization Fund	(6) Free Cash / CPA / Grants / Other	(8) Water Enterprise Fund Retained Earnings

CAPITAL IMPROVEMENT PROGRAM

Project Title: Carpet Replacement	
Department: Library	Category: Facilities Renovation/Repair
<p><u>Description and Justification:</u></p> <p>The existing carpet is ten years old and showing extensive wear from 1,000+ daily visitors. Old, worn carpet is difficult to keep clean and detracts from the attractiveness of the building. Worn and stretched spots present a hazard to patrons. The areas to be replaced in this two-year project are high traffic ones. The carpet quoted has a projected life of 15-20 years. This state contract pricing includes removal and disposal of the old carpet. The three priority areas are: Teen Loft (completed), the first floor Reading Room, Media Area and Back Hall (\$16,700) and Children's Room (\$16,202)</p>	


RECOMMENDED FINANCING

	Source of Funds	Total Five -Year Cost	Estimated Project Costs by Fiscal Year				
			FY2014	FY2015	FY2016	FY2017	FY2018
A. Feasibility Study							
B. Design							
C. Land Acquisition							
D. Construction							
E. Furnishings/Equipment	6	32,902	16,700	16,202			
F. Departmental Equipment							
G. Contingency							
H. Other							
TOTAL		\$32,902	\$16,700	\$16,202			

Source of Funds Legend

(1) Operating Revenues	(3) State Aid	(5) Harbormaster Retained Earnings	(7) Sewer Enterprise Fund Retained Earnings
(2) Municipal GO Bonds	(4) Capital Stabilization Fund	(6) Free Cash / CPA / Grants / Other	(8) Water Enterprise Fund Retained Earnings

CAPITAL IMPROVEMENT PROGRAM

Project Title: Flat Rubber Roof Restoration	
Department: Library	Category: Facilities Renovation/Repair
Description and Justification: The 10-year warranty on the rubber roof has expired. The rubber roof has already been repaired in several areas using a recommended patch kit. This restoration project includes making repairs to splits/holes in the rubber roof membrane and the application of urethane liquid waterproofing membrane to restore and upgrade the performance of the rubber roof system. Leaks could cause serious damage to the building, fixtures, and contents.	
	


RECOMMENDED FINANCING

	Source of Funds	Total Five -Year Cost	Estimated Project Costs by Fiscal Year				
			FY2014	FY2015	FY2016	FY2017	FY2018
A. Feasibility Study							
B. Design							
C. Land Acquisition							
D. Construction							
E. Furnishings/Equipment							
F. Departmental Equipment							
G. Contingency							
H. Other (Roof)	6	3,450	3,450				
TOTAL		\$3,450	\$3,450				

Source of Funds Legend

- | | | | |
|------------------------|--------------------------------|--------------------------------------|---|
| (1) Operating Revenues | (3) State Aid | (5) Harbormaster Retained Earnings | (7) Sewer Enterprise Fund Retained Earnings |
| (2) Municipal GO Bonds | (4) Capital Stabilization Fund | (6) Free Cash / CPA / Grants / Other | (8) Water Enterprise Fund Retained Earnings |

CAPITAL IMPROVEMENT PROGRAM

Project Title: VOIP Phone System	
Department: Library	Category: Vehicles/Equipment
<p><u>Description and Justification:</u></p> <p>The Library's thirteen year old phone system is not VOIP enabled and is not integrated with the City Hall phone system. It includes only three lines, which is inadequate for a department with four fully staffed service desks, a number of staff offices, and a large volume of daily calls. Having a phone system with desktop integration would assist with staff efficiency/productivity and improve patron service. The quoted system would provide ten phone line, visual voicemail, call recording, auto attendant, wave global administrator, and viewpoint desktop call management.</p>	


RECOMMENDED FINANCING

	Source of Funds	Total Five -Year Cost	Estimated Project Costs by Fiscal Year				
			FY2014	FY2015	FY2016	FY2017	FY2018
A. Feasibility Study							
B. Design							
C. Land Acquisition							
D. Construction							
E. Furnishings/Equipment	6	16,425		16,425			
F. Departmental Equipment							
G. Contingency							
H. Other							
TOTAL		\$16,425		\$16,425			

Source of Funds Legend

(1) Operating Revenues	(3) State Aid	(5) Harbormaster Retained Earnings	(7) Sewer Enterprise Fund Retained Earnings
(2) Municipal GO Bonds	(4) Capital Stabilization Fund	(6) Free Cash / CPA / Grants / Other	(8) Water Enterprise Fund Retained Earnings

CAPITAL IMPROVEMENT PROGRAM

Project Title: Bresnahan Elementary Model School Project	
Department: School Department	Category: Facilities Renovation/Repair
<p><u>Description and Justification:</u></p> <p>The Massachusetts School Building Authority approved an investment of \$19,708,881 of the total project budget of \$38,818,204, representing a 52.78% reimbursement rate.</p> <p>CTA Construction was selected as the contractor to build the new school. The groundbreaking officially occurred in May 2013 and construction is progressing on schedule.</p>	
	


RECOMMENDED FINANCING

	Source of Funds	Total Five -Year Cost	Estimated Project Costs by Fiscal Year				
			FY2014	FY2015	FY2016	FY2017	FY2018
A. Feasibility Study	2/3						
B. Design	2/3						
C. Land Acquisition							
D. Construction	2/3	27,299,000	21,405,000	5,894,000			
E. Furnishings/Equipment							
F. Departmental Equipment							
G. Contingency	2/3	1,973,284		1,973,284			
H. Other							
TOTAL		\$29,272,284	\$21,405,000	\$7,867,284			

Source of Funds Legend

(1) Operating Revenues	(3) State Aid	(5) Harbormaster Retained Earnings	(7) Sewer Enterprise Fund Retained Earnings
(2) Municipal GO Bonds	(4) Capital Stabilization Fund	(6) Free Cash / CPA / Grants / Other	(8) Water Enterprise Fund Retained Earnings

CAPITAL IMPROVEMENT PROGRAM

Project Title: Nock/Molin School Renovation	
Department: School Department	Category: Facilities Renovation/Repair
<p><u>Description and Justification:</u></p> <p>The Massachusetts School Building Authority approved an investment of \$13,021,662 of the total project budget of \$26,997,326, representing a 53.78% reimbursement rate.</p> <p>Gilbane Building Company was selected as the contractor to renovate the school. The groundbreaking officially occurred in April 2013 and construction is progressing on schedule.</p>	


RECOMMENDED FINANCING

	Source of Funds	Total Five -Year Cost	Estimated Project Costs by Fiscal Year				
			FY2014	FY2015	FY2016	FY2017	FY2018
A. Feasibility Study							
B. Design							
C. Land Acquisition							
D. Construction	2/3	19,193,280	13,944,960	5,248,320			
E. Furnishings/Equipment							
F. Departmental Equipment							
G. Contingency	2/3	1,916,300		1,916,300			
H. Other							
TOTAL		\$21,109,580	\$13,944,960	\$7,164,620			


Source of Funds Legend

- | | | | |
|------------------------|--------------------------------|--------------------------------------|---|
| (1) Operating Revenues | (3) State Aid | (5) Harbormaster Retained Earnings | (7) Sewer Enterprise Fund Retained Earnings |
| (2) Municipal GO Bonds | (4) Capital Stabilization Fund | (6) Free Cash / CPA / Grants / Other | (8) Water Enterprise Fund Retained Earnings |


CAPITAL IMPROVEMENT PROGRAM

Project Title: Newburyport High School-Roof Replacement							
Department: School Department				Category: Facilities Renovation/Repair			
<u>Description and Justification:</u> The four flat roof sections on the original part of the high school were last replaced circa 1995. Two of these roof sections are over classrooms, one over the library and the other over the auditorium. The roofs were exposed to excessive wear and tear as well as patching due to removal of equipment during the construction project from 1999-2002 and were not replaced at the time. Since then leaking has been a common occurrence and much of the insulation and decking underneath has been compromised due to the infiltration of water. Total roof area is approximately 25,800 square feet. Additionally, ductwork penetrations into the sloped roof area have also been the cause of leaking and need to be reworked in order to correct the problem.							
RECOMMENDED FINANCING							
	Source of Funds	Total Five -Year Cost	Estimated Project Costs by Fiscal Year				
			FY2014	FY2015	FY2016	FY2017	FY2018
A. Feasibility Study							
B. Design	2	80,000		70,000	10,000		
C. Land Acquisition							
D. Construction	2	475,000			475,000		
E. Furnishings/Equipment							
F. Departmental Equipment							
G. Contingency	2	47,500			47,500		
H. Other							
TOTAL		\$602,500		\$70,000	\$532,500		
<u>Source of Funds Legend</u>							
(1) Operating Revenues	(3) State Aid	(5) Harbormaster Retained Earnings	(7) Sewer Enterprise Fund Retained Earnings				
(2) Municipal GO Bonds	(4) Capital Stabilization Fund	(6) Free Cash / CPA / Grants / Other	(8) Water Enterprise Fund Retained Earnings				

CAPITAL IMPROVEMENT PROGRAM

Project Title: Newburyport High School-Historic Woodwork Restoration							
Department: School Department				Category: Facilities Renovation/Repair			
<u>Description and Justification:</u> This project would fund the restoration of the historic woodwork at Newburyport High School. Repairs to the exterior would be completed in four phases, addressing the most pressing and visible portions of the project first, including the main portico, cupola and entry facade. Given that the purpose of this project is to preserve the historic woodwork at the school, Community Preservation Act (CPA) funding is requested.							
RECOMMENDED FINANCING							
	Source of Funds	Total Five -Year Cost	Estimated Project Costs by Fiscal Year				
			FY2014	FY2015	FY2016	FY2017	FY2018
A. Feasibility Study							
B. Design							
C. Land Acquisition							
D. Construction	6	567,502	330,170	237,332			
E. Furnishings/Equipment							
F. Departmental Equipment							
G. Contingency							
H. Other							
TOTAL		\$567,502	\$330,170	\$237,332			
<u>Source of Funds Legend</u>							
(1) Operating Revenues	(3) State Aid	(5) Harbormaster Retained Earnings	(7) Sewer Enterprise Fund Retained Earnings				
(2) Municipal GO Bonds	(4) Capital Stabilization Fund	(6) Free Cash / CPA / Grants / Other	(8) Water Enterprise Fund Retained Earnings				

CAPITAL IMPROVEMENT PROGRAM

Project Title: Roadway Improvements	
Department: DPS - Highway	Category: Infrastructure
<u>Description and Justification:</u> The City's Chapter 90 appropriation averages approximately \$500,000. In accordance with the City's Pavement Management Plan, the city replaces 2,500 linear feet of roadway annually based on an annual assessment of all City streets.	


RECOMMENDED FINANCING

	Source of Funds	Total Five -Year Cost	Estimated Project Costs by Fiscal Year				
			FY2014	FY2015	FY2016	FY2017	FY2018
A. Feasibility Study							
B. Design							
C. Land Acquisition							
D. Construction	3	2,500,000	500,000	500,000	500,000	500,000	500,000
E. Furnishings/Equipment							
F. Departmental Equipment							
G. Contingency							
H. Other							
TOTAL		\$2,500,000	\$500,000	\$500,000	\$500,000	\$500,000	\$500,000

Source of Funds Legend

(1) Operating Revenues	(3) State Aid	(5) Harbormaster Retained Earnings	(7) Sewer Enterprise Fund Retained Earnings
(2) Municipal GO Bonds	(4) Capital Stabilization Fund	(6) Free Cash / CPA / Grants / Other	(8) Water Enterprise Fund Retained Earnings

CAPITAL IMPROVEMENT PROGRAM

Project Title: Sidewalk Improvements	
Department: DPS - Highway	Category: Infrastructure
<u>Description and Justification:</u> 50% of the revenue generated from the local option meals tax plus an annual appropriation of \$75,000 is used to replace and repair city sidewalks, including curbing and handicap approaches.	


RECOMMENDED FINANCING

	Source of Funds	Total Five -Year Cost	Estimated Project Costs by Fiscal Year				
			FY2014	FY2015	FY2016	FY2017	FY2018
A. Feasibility Study							
B. Design							
C. Land Acquisition							
D. Construction	1/6	1,515,000	315,000	300,000	300,000	300,000	300,000
E. Furnishings/Equipment							
F. Departmental Equipment							
G. Contingency							
H. Other							
TOTAL		\$1,515,000	\$315,000	\$300,000	\$300,000	\$300,000	\$300,000

Source of Funds Legend

(1) Operating Revenues	(3) State Aid	(5) Harbormaster Retained Earnings	(7) Sewer Enterprise Fund Retained Earnings
(2) Municipal GO Bonds	(4) Capital Stabilization Fund	(6) Free Cash / CPA / Grants / Other	(8) Water Enterprise Fund Retained Earnings

CAPITAL IMPROVEMENT PROGRAM

Project Title: Purchase of 6 Wheel Dump Trucks	
Department: DPS - Highway	Category: Vehicles/Equipment
<u>Description and Justification:</u> This would fund the purchase and replacement of the Highway Division's six wheel dump trucks. The new trucks will replace 2000 Mack RD690s. 6 Wheel dump trucks serve as frontline plow trucks and are used to haul materials and hot top to job sites.	


RECOMMENDED FINANCING

	Source of Funds	Total Five -Year Cost	Estimated Project Costs by Fiscal Year				
			FY2014	FY2015	FY2016	FY2017	FY2018
A. Feasibility Study							
B. Design							
C. Land Acquisition							
D. Construction							
E. Furnishings/Equipment							
F. Departmental Equipment	6	450,000		150,000	150,000	150,000	
G. Contingency							
H. Other							
TOTAL		\$450,000		\$150,000	\$150,000	\$150,000	

Source of Funds Legend

(1) Operating Revenues	(3) State Aid	(5) Harbormaster Retained Earnings	(7) Sewer Enterprise Fund Retained Earnings
(2) Municipal GO Bonds	(4) Capital Stabilization Fund	(6) Free Cash / CPA / Grants / Other	(8) Water Enterprise Fund Retained Earnings

CAPITAL IMPROVEMENT PROGRAM


Project Title: Roof Replacement at DPS Facility	
Department: DPS - Highway	Category: Facilities Renovation/Repair
<p><u>Description and Justification:</u></p> <p>The steel roof at the DPS Facility (1991) is 23 years old and there has been no investment in preventative maintenance. The seam caulking has deteriorated and as a result the roof is leaking significantly and the interior of the building is being impacted. This project should be bonded over the short term. The cost includes reinstalling the solar panels currently on the roof.</p>	

RECOMMENDED FINANCING

	Source of Funds	Total Five -Year Cost	Estimated Project Costs by Fiscal Year				
			FY2014	FY2015	FY2016	FY2017	FY2018
A. Feasibility Study							
B. Design							
C. Land Acquisition							
D. Construction	6	320,000		80,000	80,000	80,000	80,000
E. Furnishings/Equipment							
F. Departmental Equipment							
G. Contingency							
H. Other							
TOTAL		\$320,000		\$80,000	\$80,000	\$80,000	\$80,000

- | | | | |
|------------------------|--------------------------------|--------------------------------------|---|
| (1) Operating Revenues | (3) State Aid | (5) Harbormaster Retained Earnings | (7) Sewer Enterprise Fund Retained Earnings |
| (2) Municipal GO Bonds | (4) Capital Stabilization Fund | (6) Free Cash / CPA / Grants / Other | (8) Water Enterprise Fund Retained Earnings |

CAPITAL IMPROVEMENT PROGRAM

Project Title: Purchase of One Ton Dump Trucks	
Department: DPS - Highway	Category: Vehicles/Equipment
<u>Description and Justification:</u> This request is to replace two 1-Ton dump trucks. The current 1-Ton trucks are 11 years old and will be replaced over three years. Repairs to these vehicles have become frequent and increasingly costly. 1-Ton pickup trucks are the Highway Division's primary vehicles for everyday activities including, but not limited to roadwork, trash pick up, and transportation of equipment. The truck will purchased using a combination of free cash and operating revenues from the supplemental budget.	


RECOMMENDED FINANCING

	Source of Funds	Total Five -Year Cost	Estimated Project Costs by Fiscal Year				
			FY2014	FY2015	FY2016	FY2017	FY2018
A. Feasibility Study							
B. Design							
C. Land Acquisition							
D. Construction							
E. Furnishings/Equipment							
F. Departmental Equipment	1/6	140,000		70,000		70,000	
G. Contingency							
H. Other							
TOTAL		\$140,000		\$70,000		\$70,000	


Source of Funds Legend

(1) Operating Revenues	(3) State Aid	(5) Harbormaster Retained Earnings	(7) Sewer Enterprise Fund Retained Earnings
(2) Municipal GO Bonds	(4) Capital Stabilization Fund	(6) Free Cash / CPA / Grants / Other	(8) Water Enterprise Fund Retained Earnings

CAPITAL IMPROVEMENT PROGRAM

Project Title: Purchase of Street Sweeper							
Department: DPS - Highway				Category: Vehicles/Equipment			
<u>Description and Justification:</u> This request is to replace the existing 2003 Elgin Pelican street sweeper. The useful life of a street sweeper is 10-12 years. As it ages the repairs become more costly. The department has 2 sweepers (1 inoperable) to sweep the entire City between early March and late November. With one sweeper being out of service, it has taken longer to sweep the entire City and has resulted in more wear and tear on the operable sweeper. New stormwater regulations from the state require that the City sweep twice a year.							
RECOMMENDED FINANCING							
	Source of Funds	Total Five -Year Cost	Estimated Project Costs by Fiscal Year				
			FY2014	FY2015	FY2016	FY2017	FY2018
A. Feasibility Study							
B. Design							
C. Land Acquisition							
D. Construction							
E. Furnishings/Equipment							
F. Departmental Equipment	6	201,000	67,000	67,000	67,000		
G. Contingency							
H. Other							
TOTAL		\$201,000	\$67,000	\$67,000	\$67,000		
<u>Source of Funds Legend</u>							
(1) Operating Revenues	(3) State Aid	(5) Harbormaster Retained Earnings	(7) Sewer Enterprise Fund Retained Earnings				
(2) Municipal GO Bonds	(4) Capital Stabilization Fund	(6) Free Cash / CPA / Grants / Other	(8) Water Enterprise Fund Retained Earnings				

CAPITAL IMPROVEMENT PROGRAM


Project Title: Tree Truck	
Department: DPS - Highway	Category: Vehicles/Equipment
<u>Description and Justification:</u> This request will replace the Department's Tree Truck which was purchased in 1999. This truck is used for tree removal and maintenance.	

RECOMMENDED FINANCING

	Source of Funds	Total Five -Year Cost	Estimated Project Costs by Fiscal Year				
			FY2014	FY2015	FY2016	FY2017	FY2018
A. Feasibility Study							
B. Design							
C. Land Acquisition							
D. Construction							
E. Furnishings/Equipment							
F. Departmental Equipment	6	150,000				150,000	
G. Contingency							
H. Other							
TOTAL		\$150,000				\$150,000	

- | | | | |
|------------------------|--------------------------------|--------------------------------------|---|
| (1) Operating Revenues | (3) State Aid | (5) Harbormaster Retained Earnings | (7) Sewer Enterprise Fund Retained Earnings |
| (2) Municipal GO Bonds | (4) Capital Stabilization Fund | (6) Free Cash / CPA / Grants / Other | (8) Water Enterprise Fund Retained Earnings |

CAPITAL IMPROVEMENT PROGRAM

Project Title: Purchase of 3/4 Ton Pickup Trucks with plows	
Department: DPS - Highway	Category: Vehicles/Equipment
Description and Justification:	
<p>This request is to begin replacing the Highway Division's fleet of 3/4 pickup trucks. The current fleet includes a 1995 Ford, 1999 Chevrolet and 2000 Chevrolet. Each of these trucks have exceeded its useful life of 10 years. The truck will purchased using a combination of free cash and operating revenues from the supplemental budget.</p>	


RECOMMENDED FINANCING

	Source of Funds	Total Five -Year Cost	Estimated Project Costs by Fiscal Year				
			FY2014	FY2015	FY2016	FY2017	FY2018
A. Feasibility Study							
B. Design							
C. Land Acquisition							
D. Construction							
E. Furnishings/Equipment							
F. Departmental Equipment	1/6	120,000		40,000	40,000	40,000	
G. Contingency							
H. Other							
TOTAL		\$120,000		\$40,000	\$40,000	\$40,000	

Source of Funds Legend

(1) Operating Revenues	(3) State Aid	(5) Harbormaster Retained Earnings	(7) Sewer Enterprise Fund Retained Earnings
(2) Municipal GO Bonds	(4) Capital Stabilization Fund	(6) Free Cash / CPA / Grants / Other	(8) Water Enterprise Fund Retained Earnings

CAPITAL IMPROVEMENT PROGRAM

Project Title: Street Light Acquisition	
Department: DPS/Energy	Category: Infrastructure
<p><u>Description and Justification:</u></p> <p>The legislation that deregulated the electricity industry in Massachusetts in 1997 also gave communities the right to acquire streetlights from their utility for their depreciated value. Newburyport has been reviewing this purchase and has finally received its purchase price of \$98,200.</p> <p>The City anticipates annual savings of at least \$77,000 as a result of purchasing the street lights.</p>	
	

RECOMMENDED FINANCING

	Source of Funds	Total Five -Year Cost	Estimated Project Costs by Fiscal Year				
			FY2014	FY2015	FY2016	FY2017	FY2018
A. Feasibility Study							
B. Design							
C. Land Acquisition							
D. Construction							
E. Furnishings/Equipment							
F. Departmental Equipment							
G. Contingency							
H. Other	6	98,200	98,200				
TOTAL		\$98,200	\$98,200				

Source of Funds Legend

(1) Operating Revenues	(3) State Aid	(5) Harbormaster Retained Earnings	(7) Sewer Enterprise Fund Retained Earnings
(2) Municipal GO Bonds	(4) Capital Stabilization Fund	(6) Free Cash / CPA / Grants / Other	(8) Water Enterprise Fund Retained Earnings

CAPITAL IMPROVEMENT PROGRAM

Project Title: Purchase of Front End Loader with Backhoe	
Department: DPS - Highway	Category: Vehicles/Equipment
<u>Description and Justification:</u> This request is to purchase a front end loader with a backhoe. This would replace a 1997 Case 580 backhoe. This piece of equipment is used for all construction purposes, tree work, loading salt, and plowing streets and parking lots.	


RECOMMENDED FINANCING

	Source of Funds	Total Five -Year Cost	Estimated Project Costs by Fiscal Year				
			FY2014	FY2015	FY2016	FY2017	FY2018
A. Feasibility Study							
B. Design							
C. Land Acquisition							
D. Construction							
E. Furnishings/Equipment							
F. Departmental Equipment	3/6	120,000		120,000			
G. Contingency							
H. Other							
TOTAL		\$120,000		\$120,000			

Source of Funds Legend

(1) Operating Revenues	(3) State Aid	(5) Harbormaster Retained Earnings	(7) Sewer Enterprise Fund Retained Earnings
(2) Municipal GO Bonds	(4) Capital Stabilization Fund	(6) Free Cash / CPA / Grants / Other	(8) Water Enterprise Fund Retained Earnings

CAPITAL IMPROVEMENT PROGRAM


Project Title: Drainage Study	
Department: DPS - Highway	Category: Infrastructure
<u>Description and Justification:</u> This would fund a drainage study in the vicinity of Phillips Drive, Tilton St, Hale St, Margarie St, and Sylvester St. This area is prone to significant flooding and the city must study potential methods to alleviate the problem.	

RECOMMENDED FINANCING

	Source of Funds	Total Five -Year Cost	Estimated Project Costs by Fiscal Year				
			FY2014	FY2015	FY2016	FY2017	FY2018
A. Feasibility Study	6	50,000		50,000			
B. Design							
C. Land Acquisition							
D. Construction							
E. Furnishings/Equipment							
F. Departmental Equipment							
G. Contingency							
H. Other							
TOTAL		\$50,000		\$50,000			

- | | | | |
|------------------------|--------------------------------|--------------------------------------|---|
| (1) Operating Revenues | (3) State Aid | (5) Harbormaster Retained Earnings | (7) Sewer Enterprise Fund Retained Earnings |
| (2) Municipal GO Bonds | (4) Capital Stabilization Fund | (6) Free Cash / CPA / Grants / Other | (8) Water Enterprise Fund Retained Earnings |

CAPITAL IMPROVEMENT PROGRAM


Project Title: Replacement of Fuel Pumping Station	
Department: DPS - Highway	Category: Vehicles/Equipment
<p><u>Description and Justification:</u></p> <p>This would fund the replacement of the fuel pumping station at the DPS Facility as the pumps have exceeded their useful life.</p> <p>The pump station is where all city vehicles fuel and as such the cost will be shared by the general fund, as well as, water and sewer enterprise funds.</p>	

RECOMMENDED FINANCING

	Source of Funds	Total Five -Year Cost	Estimated Project Costs by Fiscal Year				
			FY2014	FY2015	FY2016	FY2017	FY2018
A. Feasibility Study							
B. Design							
C. Land Acquisition							
D. Construction							
E. Furnishings/Equipment							
F. Departmental Equipment	6	21,000		7,000	7,000	7,000	
G. Contingency							
H. Other							
TOTAL		\$21,000		\$7,000	\$7,000	\$7,000	

- | | | | |
|------------------------|--------------------------------|--------------------------------------|---|
| (1) Operating Revenues | (3) State Aid | (5) Harbormaster Retained Earnings | (7) Sewer Enterprise Fund Retained Earnings |
| (2) Municipal GO Bonds | (4) Capital Stabilization Fund | (6) Free Cash / CPA / Grants / Other | (8) Water Enterprise Fund Retained Earnings |

CAPITAL IMPROVEMENT PROGRAM

Project Title: Repair Stonewall at Highland Cemetery	
Department: DPS - Highway	Category: Parks, Grounds & Open Space
<p><u>Description and Justification:</u></p> <p>The current stonewall all at the Highland Cemetery is over 150 years old requires significant amount of masonry repair work. This project would fund the replacement of 100 feet of the most significantly deteriorated sections of the wall.</p>	


RECOMMENDED FINANCING

	Source of Funds	Total Five -Year Cost	Estimated Project Costs by Fiscal Year				
			FY2014	FY2015	FY2016	FY2017	FY2018
A. Feasibility Study							
B. Design							
C. Land Acquisition							
D. Construction	6	40,000		40,000			
E. Furnishings/Equipment							
F. Departmental Equipment							
G. Contingency							
H. Other							
TOTAL		\$40,000		\$40,000			

Source of Funds Legend

(1) Operating Revenues	(3) State Aid	(5) Harbormaster Retained Earnings	(7) Sewer Enterprise Fund Retained Earnings
(2) Municipal GO Bonds	(4) Capital Stabilization Fund	(6) Free Cash / CPA / Grants / Other	(8) Water Enterprise Fund Retained Earnings

CAPITAL IMPROVEMENT PROGRAM

Project Title: Highland Cemetery Upgrades	
Department: DPS - Highway	Category: Parks, Grounds & Open Space
<p><u>Description and Justification:</u></p> <p>After feedback from neighbors and members of the Highland Cemetery Commission, the fencing replacement funded through the FY13 Supplemental Budget was not implemented. Instead, the Commission and DPS has prioritized the installation of several granite posts at key intersections as well as an improved water distribution system to be used by visitors to help keep plantings alive during the summer months.</p>	


RECOMMENDED FINANCING

	Source of Funds	Total Five -Year Cost	Estimated Project Costs by Fiscal Year				
			FY2014	FY2015	FY2016	FY2017	FY2018
A. Feasibility Study							
B. Design							
C. Land Acquisition							
D. Construction	6	20,000	20,000				
E. Furnishings/Equipment							
F. Departmental Equipment							
G. Contingency							
H. Other							
TOTAL		\$20,000	\$20,000				

Source of Funds Legend

(1) Operating Revenues	(3) State Aid	(5) Harbormaster Retained Earnings	(7) Sewer Enterprise Fund Retained Earnings
(2) Municipal GO Bonds	(4) Capital Stabilization Fund	(6) Free Cash / CPA / Grants / Other	(8) Water Enterprise Fund Retained Earnings

CAPITAL IMPROVEMENT PROGRAM


Project Title: Purchase of Automatic Hydraulic Salt Spreader Control System	
Department: DPS - Highway	Category: Vehicles/Equipment
Description and Justification:	
<p>This project would include the installation of automatic hydraulic salt spreader control systems on each of the six wheel dump trucks (two have been installed to date). These systems are becoming a standard in the industry as they control salt application and have been proven to control the cost of materials. The City should expect to save 60% in material costs once these systems are fully installed.</p>	

RECOMMENDED FINANCING

	Source of Funds	Total Five -Year Cost	Estimated Project Costs by Fiscal Year				
			FY2014	FY2015	FY2016	FY2017	FY2018
A. Feasibility Study							
B. Design							
C. Land Acquisition							
D. Construction							
E. Furnishings/Equipment							
F. Departmental Equipment	6	36,000		18,000	18,000		
G. Contingency							
H. Other							
TOTAL		\$36,000		\$18,000	\$18,000		

- | | | | |
|------------------------|--------------------------------|--------------------------------------|---|
| (1) Operating Revenues | (3) State Aid | (5) Harbormaster Retained Earnings | (7) Sewer Enterprise Fund Retained Earnings |
| (2) Municipal GO Bonds | (4) Capital Stabilization Fund | (6) Free Cash / CPA / Grants / Other | (8) Water Enterprise Fund Retained Earnings |

CAPITAL IMPROVEMENT PROGRAM

Project Title: Replacement of HVAC system at the DPS Highway Facility	
Department: DPS - Highway	Category: Facilities Renovation/Repair
<p><u>Description and Justification:</u></p> <p>This project would replace a total of eight HVAC units at the DPS Facility, two building units and six garage units. Significant resources have been needed to maintain the current HVAC system. The current system is 22 years old and replacement parts are becoming unavailable.</p> <p>The cost of the project would be split between the general fund and water and sewer enterprises as follows: 33K Water Division, 33K Sewer Division, 33K General Fund.</p>	


RECOMMENDED FINANCING

	Source of Funds	Total Five -Year Cost	Estimated Project Costs by Fiscal Year				
			FY2014	FY2015	FY2016	FY2017	FY2018
A. Feasibility Study							
B. Design							
C. Land Acquisition							
D. Construction	6/7/8	100,000	100,000				
E. Furnishings/Equipment							
F. Departmental Equipment							
G. Contingency							
H. Other							
TOTAL		\$100,000	\$100,000				

Source of Funds Legend

(1) Operating Revenues	(3) State Aid	(5) Harbormaster Retained Earnings	(7) Sewer Enterprise Fund Retained Earnings
(2) Municipal GO Bonds	(4) Capital Stabilization Fund	(6) Free Cash / CPA / Grants / Other	(8) Water Enterprise Fund Retained Earnings

CAPITAL IMPROVEMENT PROGRAM

Project Title: Purchase of Leaf Vacuum	
Department: DPS - Highway	Category: Vehicles/Equipment
<p><u>Description and Justification:</u></p> <p>This request is to purchase a Leaf Vacuum. This would replace (2) 2000 Tarco Big T Vac units (1 deadlined). This piece of equipment has limited parts availability and is in poor condition. This is used for removable of leaves from the parks, cemeteries, schools, downtown and other areas.</p>	


RECOMMENDED FINANCING

	Source of Funds	Total Five -Year Cost	Estimated Project Costs by Fiscal Year				
			FY2014	FY2015	FY2016	FY2017	FY2018
A. Feasibility Study							
B. Design							
C. Land Acquisition							
D. Construction							
E. Furnishings/Equipment							
F. Departmental Equipment	1	7,000	7,000				
G. Contingency							
H. Other							
TOTAL		\$7,000	\$7,000				

Source of Funds Legend

(1) Operating Revenues	(3) State Aid	(5) Harbormaster Retained Earnings	(7) Sewer Enterprise Fund Retained Earnings
(2) Municipal GO Bonds	(4) Capital Stabilization Fund	(6) Free Cash / CPA / Grants / Other	(8) Water Enterprise Fund Retained Earnings

CAPITAL IMPROVEMENT PROGRAM

Project Title: Purchase of Tree Chipper	
Department: DPS - Highway	Category: Vehicles/Equipment
<p><u>Description and Justification:</u></p> <p>This request is to purchase a Tree Chipper. This would replace the existing 2005 Vermeer Tree Chipper. This piece of equipment is used everyday for tree maintenance throughout the City. Due to its importance the DPS has had to rent a tree chipper during storm events and routine work.</p>	

RECOMMENDED FINANCING

	Source of Funds	Total Five -Year Cost	Estimated Project Costs by Fiscal Year				
			FY2014	FY2015	FY2016	FY2017	FY2018
A. Feasibility Study							
B. Design							
C. Land Acquisition							
D. Construction							
E. Furnishings/Equipment							
F. Departmental Equipment	6	55,000		55,000			
G. Contingency							
H. Other							
TOTAL		\$55,000		\$55,000			

Source of Funds Legend

(1) Operating Revenues	(3) State Aid	(5) Harbormaster Retained Earnings	(7) Sewer Enterprise Fund Retained Earnings
(2) Municipal GO Bonds	(4) Capital Stabilization Fund	(6) Free Cash / CPA / Grants / Other	(8) Water Enterprise Fund Retained Earnings

CAPITAL IMPROVEMENT PROGRAM

Project Title: Oil and Hydraulic Pump System for DPS Garage	
Department: DPS - Highway	Category: Vehicles/Equipment
Description and Justification: DPS needs to replace the pump and hose system used by DPS mechanics to service all City vehicles. The current system is over 25 years old and failing.	

RECOMMENDED FINANCING

	Source of Funds	Total Five -Year Cost	Estimated Project Costs by Fiscal Year				
			FY2014	FY2015	FY2016	FY2017	FY2018
A. Feasibility Study							
B. Design							
C. Land Acquisition							
D. Construction							
E. Furnishings/Equipment							
F. Departmental Equipment	6	15,000	15,000				
G. Contingency							
H. Other							
TOTAL		\$15,000	\$15,000				

Source of Funds Legend

(1) Operating Revenues	(3) State Aid	(5) Harbormaster Retained Earnings	(7) Sewer Enterprise Fund Retained Earnings
(2) Municipal GO Bonds	(4) Capital Stabilization Fund	(6) Free Cash / CPA / Grants / Other	(8) Water Enterprise Fund Retained Earnings

CAPITAL IMPROVEMENT PROGRAM

Project Title: Carpet Replacement - City Hall							
Department: DPS - Highway			Category: Facilities Renovation/Repair				
<u>Description and Justification:</u> Project will include replacing carpeting and painting the walls in the first floor main hallway, Treasurer/Collector's, Auditor's, Assessor's, Planning and Development's, and Clerk's Offices. The work will be completed with in-house labor, saving significant costs.							
RECOMMENDED FINANCING							
	Source of Funds	Total Five -Year Cost	Estimated Project Costs by Fiscal Year				
			FY2014	FY2015	FY2016	FY2017	FY2018
A. Feasibility Study							
B. Design							
C. Land Acquisition							
D. Construction							
E. Furnishings/Equipment							
F. Departmental Equipment	6	18,196	18,196				
G. Contingency							
H. Other							
TOTAL		\$18,196	\$18,196				
<u>Source of Funds Legend</u>							
(1) Operating Revenues	(3) State Aid	(5) Harbormaster Retained Earnings	(7) Sewer Enterprise Fund Retained Earnings				
(2) Municipal GO Bonds	(4) Capital Stabilization Fund	(6) Free Cash / CPA / Grants / Other	(8) Water Enterprise Fund Retained Earnings				

CAPITAL IMPROVEMENT PROGRAM

Project Title: Emma Andrews ADA Ramp and Building Modifications	
Department: DPS - Highway	Category: Facilities Renovation/Repair
<u>Description and Justification:</u> This project will bring this facility fully up to ADA and MAAB compliance. The Emma Andrews Association's donation of \$5,000 and the use of in-house labor will help to keep the overall project costs down. This project has been identified as a priority by the Disability Commission and is included in the City's Transition Plan to strive to meet accessibility requirements.	


RECOMMENDED FINANCING

	Source of Funds	Total Five -Year Cost	Estimated Project Costs by Fiscal Year				
			FY2014	FY2015	FY2016	FY2017	FY2018
A. Feasibility Study							
B. Design							
C. Land Acquisition							
D. Construction							
E. Furnishings/Equipment							
F. Departmental Equipment	6	15,755	15,755				
G. Contingency							
H. Other							
TOTAL		\$15,755	\$15,755				

Source of Funds Legend

(1) Operating Revenues	(3) State Aid	(5) Harbormaster Retained Earnings	(7) Sewer Enterprise Fund Retained Earnings
(2) Municipal GO Bonds	(4) Capital Stabilization Fund	(6) Free Cash / CPA / Grants / Other	(8) Water Enterprise Fund Retained Earnings

CAPITAL IMPROVEMENT PROGRAM

Project Title: Replacement of AWD Oversized MAC Snowplow Truck	
Department: DPS - Highway	Category: Vehicles/Equipment
Description and Justification:	
<p>The oldest piece of equipment in the fleet is a 1969 Snow Fighter, which has served the City well for many years, but is well beyond its useful life. The oversized snowplow truck is needed to efficiently plow Newburyport's major roadways and parking lots.</p>	
	

RECOMMENDED FINANCING

	Source of Funds	Total Five -Year Cost	Estimated Project Costs by Fiscal Year				
			FY2014	FY2015	FY2016	FY2017	FY2018
A. Feasibility Study							
B. Design							
C. Land Acquisition							
D. Construction							
E. Furnishings/Equipment							
F. Departmental Equipment	6	250,000		250,000			
G. Contingency							
H. Other							
TOTAL		\$250,000		\$250,000			

Source of Funds Legend

(1) Operating Revenues	(3) State Aid	(5) Harbormaster Retained Earnings	(7) Sewer Enterprise Fund Retained Earnings
(2) Municipal GO Bonds	(4) Capital Stabilization Fund	(6) Free Cash / CPA / Grants / Other	(8) Water Enterprise Fund Retained Earnings

CAPITAL IMPROVEMENT PROGRAM

Project Title: IT Hardware	
Department: Information Technology	Category: Vehicles/Equipment
<u>Description and Justification:</u> 2015 (30) Computers to be replaced 2016 (30) Computers & (4) Primary Servers to be replaced 2017 (60) Computers to be replaced 2018 (30) Computers to be replaced	

RECOMMENDED FINANCING

	Source of Funds	Total Five -Year Cost	Estimated Project Costs by Fiscal Year				
			FY2014	FY2015	FY2016	FY2017	FY2018
A. Feasibility Study							
B. Design							
C. Land Acquisition							
D. Construction							
E. Furnishings/Equipment							
F. Departmental Equipment	1/6	235,000		30,000	115,000	60,000	30,000
G. Contingency							
H. Other							
TOTAL		\$235,000		\$30,000	\$115,000	\$60,000	\$30,000

Source of Funds Legend

(1) Operating Revenues	(3) State Aid	(5) Harbormaster Retained Earnings	(7) Sewer Enterprise Fund Retained Earnings
(2) Municipal GO Bonds	(4) Capital Stabilization Fund	(6) Free Cash / CPA / Grants / Other	(8) Water Enterprise Fund Retained Earnings

CAPITAL IMPROVEMENT PROGRAM

Project Title: Copier/Scanners							
Department: Information Technology			Category: Vehicles/Equipment				
<u>Description and Justification:</u> The City is transitioning away from leasing this kind of equipment to purchasing it as a more cost effective capital investment strategy, replacing six old models with this new equipment. The ROI is approximately two years given the service contracts for leased equipment. Additionally, these new units are relatively easy to service and use the same ink/toner cartridges so we can stock for replacement across Departments. These units have also saved the City money by avoiding the need to contract out for larger or more complex printing projects.							
RECOMMENDED FINANCING							
	Source of Funds	Total Five -Year Cost	Estimated Project Costs by Fiscal Year				
			FY2014	FY2015	FY2016	FY2017	FY2018
A. Feasibility Study							
B. Design							
C. Land Acquisition							
D. Construction							
E. Furnishings/Equipment							
F. Departmental Equipment	1/6	38,300	18,300			10,000	10,000
G. Contingency							
H. Other							
TOTAL		\$38,300	\$18,300			\$10,000	\$10,000
<u>Source of Funds Legend</u>							
(1) Operating Revenues	(3) State Aid	(5) Harbormaster Retained Earnings	(7) Sewer Enterprise Fund Retained Earnings				
(2) Municipal GO Bonds	(4) Capital Stabilization Fund	(6) Free Cash / CPA / Grants / Other	(8) Water Enterprise Fund Retained Earnings				

CAPITAL IMPROVEMENT PROGRAM

Project Title: Storage Area Network Device	
Department: Information Technology	Category: Vehicles/Equipment
<u>Description and Justification:</u> The City did a major IT upgrade in FY11 and has moved a lot of hard copy files into scanned folders. We have 150+ computers that all require substantial data capacity. The state's public records retention law is also incredibly onerous, statutorily requiring significant storage of most of the City's files. With our existing City-wide IT storage capacity is over 85% due to increasing use of electronic filing, a new unit will provide enough capacity for another four years at the current/projected data storage usage rates.	


RECOMMENDED FINANCING

	Source of Funds	Total Five -Year Cost	Estimated Project Costs by Fiscal Year				
			FY2014	FY2015	FY2016	FY2017	FY2018
A. Feasibility Study							
B. Design							
C. Land Acquisition							
D. Construction							
E. Furnishings/Equipment							
F. Departmental Equipment	1/6	75,000	35,000				40,000
G. Contingency							
H. Other							
TOTAL		\$75,000	\$35,000				\$40,000

Source of Funds Legend

(1) Operating Revenues	(3) State Aid	(5) Harbormaster Retained Earnings	(7) Sewer Enterprise Fund Retained Earnings
(2) Municipal GO Bonds	(4) Capital Stabilization Fund	(6) Free Cash / CPA / Grants / Other	(8) Water Enterprise Fund Retained Earnings

CAPITAL IMPROVEMENT PROGRAM

Project Title: Water Treatment Plant Upgrade	
Department: DPS - Water	Category: Facilities Renovation/Repair
Description and Justification:	
<p>The original Water Treatment Plant (WTP) was put in service in 1971 and was upgraded in the mid 1980's. It is a standard treatment plant with flocculation, sedimentation and filtration stages, along with chemical injection. It has undergone extensive repairs in recent years and needs to be completely overhauled. The plant was designed with a theoretical capacity of 7.8 million gallons per day (mgd), but due to sedimentation limitations, it can only sustain an operating capacity of about 4.0 mgd. This upgrade will include an upgrade to the residuals handling process, a new clearwell, and finished water pump station, along with an upgrade of the SCADA system. This project will significantly extend the life of the WTP and is expected to provide adequate and reliable service for many years to come.</p>	


RECOMMENDED FINANCING

	Source of Funds	Total Five -Year Cost	Estimated Project Costs by Fiscal Year				
			FY2014	FY2015	FY2016	FY2017	FY2018
A. Feasibility Study							
B. Design							
C. Land Acquisition							
D. Construction	2	1,743,921	1,743,921				
E. Furnishings/Equipment							
F. Departmental Equipment							
G. Contingency							
H. Other							
TOTAL		\$1,743,921	\$1,743,921				

Source of Funds Legend

(1) Operating Revenues	(3) State Aid	(5) Harbormaster Retained Earnings	(7) Sewer Enterprise Fund Retained Earnings
(2) Municipal GO Bonds	(4) Capital Stabilization Fund	(6) Free Cash / CPA / Grants / Other	(8) Water Enterprise Fund Retained Earnings

CAPITAL IMPROVEMENT PROGRAM

Project Title: DPS Water Main Replacement	
Department: DPS - Water	Category: Infrastructure
<u>Description and Justification:</u> The Water Division continues with its goal of making improvements to the aging water distribution infra-structure. In order to achieve this goal, the Division has developed a schedule of planned water distribution replacements. In an effort to minimize the effect on annual operating budgets, funds are designated each year into a capital Water Main Replacement fund.	

RECOMMENDED FINANCING

	Source of Funds	Total Five -Year Cost	Estimated Project Costs by Fiscal Year				
			FY2014	FY2015	FY2016	FY2017	FY2018
A. Feasibility Study							
B. Design							
C. Land Acquisition							
D. Construction	8	1,525,000	300,000	325,000	300,000	300,000	300,000
E. Furnishings/Equipment							
F. Departmental Equipment							
G. Contingency							
H. Other							
TOTAL		\$1,525,000	\$300,000	\$325,000	\$300,000	\$300,000	\$300,000

Source of Funds Legend

(1) Operating Revenues	(3) State Aid	(5) Harbormaster Retained Earnings	(7) Sewer Enterprise Fund Retained Earnings
(2) Municipal GO Bonds	(4) Capital Stabilization Fund	(6) Free Cash / CPA / Grants / Other	(8) Water Enterprise Fund Retained Earnings

CAPITAL IMPROVEMENT PROGRAM

Project Title: DPS Facility Expansion	
Department: DPS - Water	Category: Facilities Renovation/Repair
<p><u>Description and Justification:</u></p> <p>The Water and Sewer offices are currently housed in temporary trailers at 16A Perry Way. The initial plan was to renovate 115 Water Street, the building the City took by eminent domain at the Wastewater Treatment. Upon further analysis, it was determined that 115 Water Street would not be appropriate for housing municipal offices and the best approach was to construct a building next to the DPS Facility. The Sewer and Water Division will both contribute to the final cost of the building. The Water Division's contribution is estimated at \$600,000.</p>	


RECOMMENDED FINANCING

	Source of Funds	Total Five -Year Cost	Estimated Project Costs by Fiscal Year				
			FY2014	FY2015	FY2016	FY2017	FY2018
A. Feasibility Study							
B. Design							
C. Land Acquisition							
D. Construction	8	600,000	600,000				
E. Furnishings/Equipment							
F. Departmental Equipment							
G. Contingency							
H. Other							
TOTAL		\$600,000	\$600,000				


Source of Funds Legend

- | | | | |
|------------------------|--------------------------------|--------------------------------------|---|
| (1) Operating Revenues | (3) State Aid | (5) Harbormaster Retained Earnings | (7) Sewer Enterprise Fund Retained Earnings |
| (2) Municipal GO Bonds | (4) Capital Stabilization Fund | (6) Free Cash / CPA / Grants / Other | (8) Water Enterprise Fund Retained Earnings |

CAPITAL IMPROVEMENT PROGRAM

Project Title: DPS Meter Replacement Project							
Department: DPS - Water			Category: Infrastructure				
<u>Description and Justification:</u> The Water and Sewer divisions conducted a city-wide meter replacement program in 2008 at a cost of over a million dollars. The meters have a life-time expectancy of 12 - 15 years. In an effort to lessen the effect on the Division's operating budget, it is recommended that \$50,000.00 be allocated each year in preparation of the next city-wide meter replacement in 2023. Cost will be shared with Sewer Division as all users are charged for water and sewer based on metered water use.							
RECOMMENDED FINANCING							
	Source of Funds	Total Five -Year Cost	Estimated Project Costs by Fiscal Year				
			FY2014	FY2015	FY2016	FY2017	FY2018
A. Feasibility Study							
B. Design							
C. Land Acquisition							
D. Construction							
E. Furnishings/Equipment							
F. Departmental Equipment	8	250,000	50,000	50,000	50,000	50,000	50,000
G. Contingency							
H. Other							
TOTAL		\$250,000	\$50,000	\$50,000	\$50,000	\$50,000	\$50,000
<u>Source of Funds Legend</u>							
(1) Operating Revenues	(3) State Aid	(5) Harbormaster Retained Earnings	(7) Sewer Enterprise Fund Retained Earnings				
(2) Municipal GO Bonds	(4) Capital Stabilization Fund	(6) Free Cash / CPA / Grants / Other	(8) Water Enterprise Fund Retained Earnings				

CAPITAL IMPROVEMENT PROGRAM


Project Title: Replacement of Fuel Pumping Station	
Department: DPS - Water Enterprise	Category: Vehicles/Equipment
<p><u>Description and Justification:</u></p> <p>This would fund the replacement of the fuel pumping station at the DPS Facility as the pumps have exceeded their useful life.</p> <p>The pump station is where all city vehicles fuel and as such the cost will be shared by the general fund, as well as, water and sewer enterprise funds.</p>	

RECOMMENDED FINANCING

	Source of Funds	Total Five -Year Cost	Estimated Project Costs by Fiscal Year				
			FY2014	FY2015	FY2016	FY2017	FY2018
A. Feasibility Study							
B. Design							
C. Land Acquisition							
D. Construction							
E. Furnishings/Equipment							
F. Departmental Equipment	5/6/7/8	21,000		7,000	7,000	7,000	
G. Contingency							
H. Other							
TOTAL		\$21,000		\$7,000	\$7,000	\$7,000	

- | | | | |
|------------------------|--------------------------------|--------------------------------------|---|
| (1) Operating Revenues | (3) State Aid | (5) Harbormaster Retained Earnings | (7) Sewer Enterprise Fund Retained Earnings |
| (2) Municipal GO Bonds | (4) Capital Stabilization Fund | (6) Free Cash / CPA / Grants / Other | (8) Water Enterprise Fund Retained Earnings |

CAPITAL IMPROVEMENT PROGRAM


Project Title: Purchase Water Distribution Vehicle	
Department: DPS - Water Enterprise	Category: Vehicles/Equipment
<u>Description and Justification:</u> This would fund the purchase of a Water Distribution Vehicle to meet the requirements of the Green Communities Act.	

RECOMMENDED FINANCING

	Source of Funds	Total Five -Year Cost	Estimated Project Costs by Fiscal Year				
			FY2014	FY2015	FY2016	FY2017	FY2018
A. Feasibility Study							
B. Design							
C. Land Acquisition							
D. Construction							
E. Furnishings/Equipment							
F. Departmental Equipment	8	40,000	40,000				
G. Contingency							
H. Other							
TOTAL		\$40,000	\$40,000				

- | | | | |
|------------------------|--------------------------------|--------------------------------------|---|
| (1) Operating Revenues | (3) State Aid | (5) Harbormaster Retained Earnings | (7) Sewer Enterprise Fund Retained Earnings |
| (2) Municipal GO Bonds | (4) Capital Stabilization Fund | (6) Free Cash / CPA / Grants / Other | (8) Water Enterprise Fund Retained Earnings |

CAPITAL IMPROVEMENT PROGRAM


Project Title: Upper Dam and Intake Improvements	
Department: DPS - Water Enterprise	Category: Infrastructure
<p><u>Description and Justification:</u></p> <p>The work under this project will include repairs and modifications to the dam, gatehouse and intake pipe that were originally built around 1913. Plans include demolition of the gate house and replacement of the broken valves inside. Repairs will be made to address deficiencies in the dam and wing walls, along with a coating of the entire surface. Sediment that has accumulated over the past century will be dredged from around the intake. Design and permitting will also be included in this project.</p>	

RECOMMENDED FINANCING

	Source of Funds	Total Five -Year Cost	Estimated Project Costs by Fiscal Year				
			FY2014	FY2015	FY2016	FY2017	FY2018
A. Feasibility Study							
B. Design	8	150,000		150,000			
C. Land Acquisition							
D. Construction	2	500,000			500,000		
E. Furnishings/Equipment							
F. Departmental Equipment							
G. Contingency							
H. Other							
TOTAL		\$650,000		\$150,000	\$500,000		

- | | | | |
|------------------------|--------------------------------|--------------------------------------|---|
| (1) Operating Revenues | (3) State Aid | (5) Harbormaster Retained Earnings | (7) Sewer Enterprise Fund Retained Earnings |
| (2) Municipal GO Bonds | (4) Capital Stabilization Fund | (6) Free Cash / CPA / Grants / Other | (8) Water Enterprise Fund Retained Earnings |

CAPITAL IMPROVEMENT PROGRAM

Project Title: Hot Top Roller	
Department: DPS - Water Enterprise	Category: Vehicles/Equipment
<p><u>Description and Justification:</u></p> <p>Double Drum Vibratory roller complete with Dual drum hydrostatic drive system. Foldable ROPS. The hot top roller will be used within the City to Pave trenches and water break areas. It will also be used for compaction of trenches and water break areas.</p>	


RECOMMENDED FINANCING

	Source of Funds	Total Five -Year Cost	Estimated Project Costs by Fiscal Year				
			FY2014	FY2015	FY2016	FY2017	FY2018
A. Feasibility Study							
B. Design							
C. Land Acquisition							
D. Construction							
E. Furnishings/Equipment							
F. Departmental Equipment	8	16,000		16,000			
G. Contingency							
H. Other							
TOTAL		\$16,000		\$16,000			

Source of Funds Legend

(1) Operating Revenues	(3) State Aid	(5) Harbormaster Retained Earnings	(7) Sewer Enterprise Fund Retained Earnings
(2) Municipal GO Bonds	(4) Capital Stabilization Fund	(6) Free Cash / CPA / Grants / Other	(8) Water Enterprise Fund Retained Earnings

CAPITAL IMPROVEMENT PROGRAM

Project Title: Mini Excavator	
Department: DPS - Water Enterprise	Category: Vehicles/Equipment
Description and Justification:	
<p>Mini Excavator with vertical Digging System allows work station to be leveled with inclined - auto 2 speed transmission. Mini Excavator will assist with new service installation/repair for narrow streets where backhoe cannot fit. It will also assist on construction jobs backfilling, installation of hydrants, services, valves.</p>	
	


RECOMMENDED FINANCING

	Source of Funds	Total Five -Year Cost	Estimated Project Costs by Fiscal Year				
			FY2014	FY2015	FY2016	FY2017	FY2018
A. Feasibility Study							
B. Design							
C. Land Acquisition							
D. Construction							
E. Furnishings/Equipment							
F. Departmental Equipment	8	100,000		100,000			
G. Contingency							
H. Other							
TOTAL		\$100,000		\$100,000			

Source of Funds Legend

(1) Operating Revenues	(3) State Aid	(5) Harbormaster Retained Earnings	(7) Sewer Enterprise Fund Retained Earnings
(2) Municipal GO Bonds	(4) Capital Stabilization Fund	(6) Free Cash / CPA / Grants / Other	(8) Water Enterprise Fund Retained Earnings

CAPITAL IMPROVEMENT PROGRAM

Project Title: Tapping Bit	
Department: DPS - Water Enterprise	Category: Vehicles/Equipment
<u>Description and Justification:</u> Tapping bit (4") – This tapping bit would allow us to perform a 4 inch tap for sprinkler systems and services for larger buildings. Currently we have the ability to perform 6", 8" and 12" taps. Taps for fire suppression Taps for larger potable water services	


RECOMMENDED FINANCING

	Source of Funds	Total Five -Year Cost	Estimated Project Costs by Fiscal Year				
			FY2014	FY2015	FY2016	FY2017	FY2018
A. Feasibility Study							
B. Design							
C. Land Acquisition							
D. Construction							
E. Furnishings/Equipment							
F. Departmental Equipment	8	8,000		8,000			
G. Contingency							
H. Other							
TOTAL		\$8,000		\$8,000			


Source of Funds Legend

- | | | | |
|------------------------|--------------------------------|--------------------------------------|---|
| (1) Operating Revenues | (3) State Aid | (5) Harbormaster Retained Earnings | (7) Sewer Enterprise Fund Retained Earnings |
| (2) Municipal GO Bonds | (4) Capital Stabilization Fund | (6) Free Cash / CPA / Grants / Other | (8) Water Enterprise Fund Retained Earnings |

CAPITAL IMPROVEMENT PROGRAM

Project Title: Dump Truck							
Department: DPS - Water Enterprise				Category: Vehicles/Equipment			
<u>Description and Justification:</u> Currently our large dump truck is fifteen years old and while it is in good working order we now have the use for a larger truck that will be able to haul more material to cut down on the amount of trips offsite to dump spoil or other material. The excavator fills our current truck much more quickly than our backhoe would resulting in more trips to dump a load of material. A larger truck would save on fuel and allow more productivity on the worksite. Heated body to prevent freezing of wet material to the body during cold weather main breaks Ability to haul more material for greater productivity							
RECOMMENDED FINANCING							
	Source of Funds	Total Five -Year Cost	Estimated Project Costs by Fiscal Year				
			FY2014	FY2015	FY2016	FY2017	FY2018
A. Feasibility Study							
B. Design							
C. Land Acquisition							
D. Construction							
E. Furnishings/Equipment							
F. Departmental Equipment	8	140,000		140,000			
G. Contingency							
H. Other							
TOTAL		\$140,000		\$140,000			
<u>Source of Funds Legend</u>							
(1) Operating Revenues	(3) State Aid	(5) Harbormaster Retained Earnings	(7) Sewer Enterprise Fund Retained Earnings				
(2) Municipal GO Bonds	(4) Capital Stabilization Fund	(6) Free Cash / CPA / Grants / Other	(8) Water Enterprise Fund Retained Earnings				

CAPITAL IMPROVEMENT PROGRAM

Project Title: Wastewater Treatment Facility Improvements	
Department: DPS - Sewer	Category: Facilities Renovation/Repair
Description and Justification:	
<p>The Newburyport Wastewater Treatment Facility (WWTF) was originally constructed in 1963 as a primary plant and was subsequently upgraded to provide secondary treatment in 1984. In 2001, odor control facilities were added to the plant. The facility provides biological treatment of wastewater prior to discharge of effluent into the Merrimack River. The facility is designed to treat an average daily flow of 3.40 million gallons per day (mgd), and peak flow of 9.45 mgd. The objective of the Newburyport WWTF Improvements Project is to upgrade the facility to provide continuous treatment of all wastewater flows and pollutant loadings in compliance with its National Pollutant Discharge Elimination System (NPDES) permit for the next 20 years. As part of this effort improvements to support facilities (buildings, electrical, instrumentation & control systems, etc.) are also necessary.</p>	

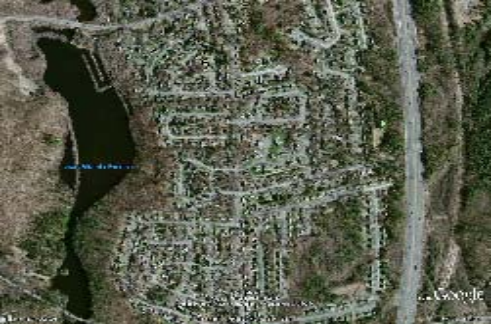
RECOMMENDED FINANCING

	Source of Funds	Total Five -Year Cost	Estimated Project Costs by Fiscal Year				
			FY2014	FY2015	FY2016	FY2017	FY2018
A. Feasibility Study							
B. Design							
C. Land Acquisition							
D. Construction	2	2,267,202	2,267,202				
E. Furnishings/Equipment							
F. Departmental Equipment							
G. Contingency							
H. Other							
TOTAL		\$2,267,202	\$2,267,202				


Source of Funds Legend

(1) Operating Revenues	(3) State Aid	(5) Harbormaster Retained Earnings	(7) Sewer Enterprise Fund Retained Earnings
(2) Municipal GO Bonds	(4) Capital Stabilization Fund	(6) Free Cash / CPA / Grants / Other	(8) Water Enterprise Fund Retained Earnings

CAPITAL IMPROVEMENT PROGRAM

Project Title: West End Easement							
Department: DPS - Sewer				Category: Infrastructure			
<p><u>Description and Justification:</u></p> <p>This project will provide access to the primary sewer line that services the West End. Phase 1 consists of evaluation of the current infrastructure and identifies existing and future easements. The outcome of Phase 1 will determine the final cost of Phase 2. The rough estimate for Phase 2 is \$355,000. It should be noted that Phase 2 could be slightly higher than anticipated. Phase 2 will consist of the construction of a new road to provide access to the sewer main that services the West End.</p> <p>This project is necessary so that in the event of a sewer line break or backup, DPS Sewer Division will be able to access the line and prevent sewer from entering the drinking water supply.</p>							
RECOMMENDED FINANCING							
	Source of Funds	Total Five -Year Cost	Estimated Project Costs by Fiscal Year				
			FY2014	FY2015	FY2016	FY2017	FY2018
A. Feasibility Study							
B. Design							
C. Land Acquisition							
D. Construction	7	150,000	150,000				
E. Furnishings/Equipment							
F. Departmental Equipment							
G. Contingency							
H. Other							
TOTAL		\$150,000	\$150,000				
<u>Source of Funds Legend</u>							
(1) Operating Revenues	(3) State Aid	(5) Harbormaster Retained Earnings	(7) Sewer Enterprise Fund Retained Earnings				
(2) Municipal GO Bonds	(4) Capital Stabilization Fund	(6) Free Cash / CPA / Grants / Other	(8) Water Enterprise Fund Retained Earnings				

CAPITAL IMPROVEMENT PROGRAM

Project Title: Graf Road Force Main	
Department: DPS - Sewer	Category: Infrastructure
<u>Description and Justification:</u> This would fund the replacement of the Graf Road Force Main. The force main at Graf Road Lift Station is one of the most important components of the system. The current force main was installed in the mid 1980s. The material of the pipe was Ductile Iron (DI) and due to corrosive solid, the integrity of the pipe has been compromised and the force main has failed twice in the past two years.	

RECOMMENDED FINANCING

	Source of Funds	Total Five -Year Cost	Estimated Project Costs by Fiscal Year				
			FY2014	FY2015	FY2016	FY2017	FY2018
A. Feasibility Study							
B. Design							
C. Land Acquisition							
D. Construction	7	2,000,000			2,000,000		
E. Furnishings/Equipment							
F. Departmental Equipment							
G. Contingency							
H. Other							
TOTAL		\$2,000,000			\$2,000,000		

Source of Funds Legend

(1) Operating Revenues	(3) State Aid	(5) Harbormaster Retained Earnings	(7) Sewer Enterprise Fund Retained Earnings
(2) Municipal GO Bonds	(4) Capital Stabilization Fund	(6) Free Cash / CPA / Grants / Other	(8) Water Enterprise Fund Retained Earnings

CAPITAL IMPROVEMENT PROGRAM

Project Title: Purchase of Vector Vacuum Truck	
Department: DPS - Sewer	Category: Vehicles/Equipment
<p><u>Description and Justification:</u> The purchase of a new Vector Vacuum Truck would replace the current 1999 vacuum truck which is used to by the Sewer Division on every call for service. This vehicle is also used for routine maintenance of the sewer lines. Total cost of \$400,000 \$200,000 funded in FY2013).</p>	



RECOMMENDED FINANCING

	Source of Funds	Total Five -Year Cost	Estimated Project Costs by Fiscal Year				
			FY2014	FY2015	FY2016	FY2017	FY2018
A. Feasibility Study							
B. Design							
C. Land Acquisition							
D. Construction							
E. Furnishings/Equipment							
F. Departmental Equipment	7	200,000	200,000				
G. Contingency							
H. Other							
TOTAL		\$200,000	\$200,000				

Source of Funds Legend

(1) Operating Revenues	(3) State Aid	(5) Harbormaster Retained Earnings	(7) Sewer Enterprise Fund Retained Earnings
(2) Municipal GO Bonds	(4) Capital Stabilization Fund	(6) Free Cash / CPA / Grants / Other	(8) Water Enterprise Fund Retained Earnings

CAPITAL IMPROVEMENT PROGRAM

Project Title: DPS Expansion	
Department: DPS - Sewer	Category: Facilities Renovation/Repair
<p><u>Description and Justification:</u></p> <p>The Water and Sewer offices are currently housed in temporary trailers at 16A Perry Way. The initial plan was to renovate 115 Water Street, the building the City took by eminent domain at the Wastewater Treatment. Upon further analysis, it was determined that 115 Water Street would not be appropriate for housing municipal offices and the best approach was to construct a building next to the DPS Facility. The Sewer and Water Division will both contribute to the final cost of the building. The Sewer Division's contribution is estimated at \$600,000.</p>	


RECOMMENDED FINANCING

	Source of Funds	Total Five -Year Cost	Estimated Project Costs by Fiscal Year				
			FY2014	FY2015	FY2016	FY2017	FY2018
A. Feasibility Study							
B. Design							
C. Land Acquisition							
D. Construction	7	600,000	600,000				
E. Furnishings/Equipment							
F. Departmental Equipment							
G. Contingency							
H. Other							
TOTAL		\$600,000	\$600,000				

Source of Funds Legend

- | | | | |
|------------------------|--------------------------------|--------------------------------------|---|
| (1) Operating Revenues | (3) State Aid | (5) Harbormaster Retained Earnings | (7) Sewer Enterprise Fund Retained Earnings |
| (2) Municipal GO Bonds | (4) Capital Stabilization Fund | (6) Free Cash / CPA / Grants / Other | (8) Water Enterprise Fund Retained Earnings |

CAPITAL IMPROVEMENT PROGRAM

Project Title: Purchase of Mack RD690S Dump Truck	
Department: DPS - Sewer	Category: Vehicles/Equipment
<u>Description and Justification:</u> The purchase of a new Mack Dump Truck will replace the current 1999 Mack which is used by the Sewer Division to transport sludge from the WWTP to Ipswich for composting.	


RECOMMENDED FINANCING

	Source of Funds	Total Five -Year Cost	Estimated Project Costs by Fiscal Year				
			FY2014	FY2015	FY2016	FY2017	FY2018
A. Feasibility Study							
B. Design							
C. Land Acquisition							
D. Construction							
E. Furnishings/Equipment							
F. Departmental Equipment	7	130,000		130,000			
G. Contingency							
H. Other							
TOTAL		\$130,000		\$130,000			

Source of Funds Legend

(1) Operating Revenues	(3) State Aid	(5) Harbormaster Retained Earnings	(7) Sewer Enterprise Fund Retained Earnings
(2) Municipal GO Bonds	(4) Capital Stabilization Fund	(6) Free Cash / CPA / Grants / Other	(8) Water Enterprise Fund Retained Earnings

CAPITAL IMPROVEMENT PROGRAM

Project Title: Bobcat Loader	
Department: DPS - Sewer	Category: Vehicles/Equipment
<u>Description and Justification:</u> The purchase of a new Bobcat will replace the current 1996 Bobcat which is used by the Sewer Division for snow removal at the facility, moving sludge, and contributes to day to day operations.	


RECOMMENDED FINANCING

	Source of Funds	Total Five -Year Cost	Estimated Project Costs by Fiscal Year				
			FY2014	FY2015	FY2016	FY2017	FY2018
A. Feasibility Study							
B. Design							
C. Land Acquisition							
D. Construction							
E. Furnishings/Equipment							
F. Departmental Equipment	7	90,000		90,000			
G. Contingency							
H. Other							
TOTAL		\$90,000		\$90,000			

Source of Funds Legend

(1) Operating Revenues	(3) State Aid	(5) Harbormaster Retained Earnings	(7) Sewer Enterprise Fund Retained Earnings
(2) Municipal GO Bonds	(4) Capital Stabilization Fund	(6) Free Cash / CPA / Grants / Other	(8) Water Enterprise Fund Retained Earnings

CAPITAL IMPROVEMENT PROGRAM


Project Title: Replacement of Fuel Pumping Station	
Department: DPS - Sewer Enterprise	Category: Vehicles/Equipment
<p><u>Description and Justification:</u></p> <p>This would fund the replacement of the fuel pumping station at the DPS Facility as the pumps have exceeded their useful life.</p> <p>The pump station is where all city vehicles fuel and as such the cost will be shared by the general fund, as well as, water and sewer enterprise funds.</p>	

RECOMMENDED FINANCING

	Source of Funds	Total Five -Year Cost	Estimated Project Costs by Fiscal Year				
			FY2014	FY2015	FY2016	FY2017	FY2018
A. Feasibility Study							
B. Design							
C. Land Acquisition							
D. Construction							
E. Furnishings/Equipment							
F. Departmental Equipment	5/6/7/8	21,000		7,000	7,000	7,000	
G. Contingency							
H. Other							
TOTAL		\$21,000		\$7,000	\$7,000	\$7,000	

- | | | | |
|------------------------|--------------------------------|--------------------------------------|---|
| (1) Operating Revenues | (3) State Aid | (5) Harbormaster Retained Earnings | (7) Sewer Enterprise Fund Retained Earnings |
| (2) Municipal GO Bonds | (4) Capital Stabilization Fund | (6) Free Cash / CPA / Grants / Other | (8) Water Enterprise Fund Retained Earnings |

CAPITAL IMPROVEMENT PROGRAM

Project Title: DPS Meter Replacement Project	
Department: DPS	Category: Infrastructure
<u>Description and Justification:</u> The Water and Sewer divisions conducted a city-wide meter replacement program in 2008 at a cost of over a million dollars. The meters have a life-time expectancy of 12 - 15 years. In an effort to lessen the effect on the Division's operating budget, it is recommended that \$50,000.00 be allocated each year in preparation of the next city-wide meter replacement in 2023. Cost will be shared with Water Division as all users are charged for water and sewer based on metered water use.	

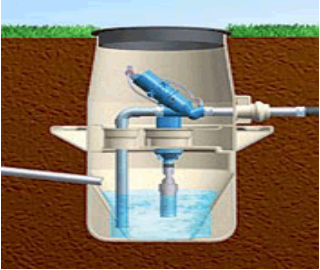
RECOMMENDED FINANCING

	Source of Funds	Total Five -Year Cost	Estimated Project Costs by Fiscal Year				
			FY2014	FY2015	FY2016	FY2017	FY2018
A. Feasibility Study							
B. Design							
C. Land Acquisition							
D. Construction							
E. Furnishings/Equipment							
F. Departmental Equipment	7	250,000	50,000	50,000	50,000	50,000	50,000
G. Contingency							
H. Other							
TOTAL		\$250,000	\$50,000	\$50,000	\$50,000	\$50,000	\$50,000

Source of Funds Legend

(1) Operating Revenues	(3) State Aid	(5) Harbormaster Retained Earnings	(7) Sewer Enterprise Fund Retained Earnings
(2) Municipal GO Bonds	(4) Capital Stabilization Fund	(6) Free Cash / CPA / Grants / Other	(8) Water Enterprise Fund Retained Earnings

CAPITAL IMPROVEMENT PROGRAM

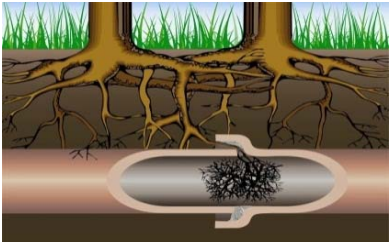
Project Title: Plum Island Alarm System	
Department: DPS - Sewer Enterprise	Category: Vehicles/Equipment
<p><u>Description and Justification:</u></p> <p>This would allow the City to alarm 637 valve pits on Plum Island. The alarms will immediately notify staff in the event of a system fault or abnormality, such as low vacuum pressure, stuck open valves, stuck controllers, etc. The alarms will ensure faster response times and more timely repair, if needed.</p>	
	

RECOMMENDED FINANCING

	Source of Funds	Total Five -Year Cost	Estimated Project Costs by Fiscal Year				
			FY2014	FY2015	FY2016	FY2017	FY2018
A. Feasibility Study							
B. Design							
C. Land Acquisition							
D. Construction							
E. Furnishings/Equipment							
F. Departmental Equipment	5/6/7/8	400,000		100,000	100,000	100,000	100,000
G. Contingency							
H. Other							
TOTAL		\$400,000		\$100,000	\$100,000	\$100,000	\$100,000

- | | | | |
|------------------------|--------------------------------|--------------------------------------|---|
| (1) Operating Revenues | (3) State Aid | (5) Harbormaster Retained Earnings | (7) Sewer Enterprise Fund Retained Earnings |
| (2) Municipal GO Bonds | (4) Capital Stabilization Fund | (6) Free Cash / CPA / Grants / Other | (8) Water Enterprise Fund Retained Earnings |

CAPITAL IMPROVEMENT PROGRAM


Project Title: Sewer Line Replacement	
Department: DPS - Sewer Enterprise	Category: Infrastructure
<p><u>Description and Justification:</u></p> <p>This program allows for necessary replacements to be made to Newburyport's sewer system.</p> <p>Upcoming projects include the sewer lines on Madison Street, Barton Street, Barton Court, and Alter Court.</p>	

RECOMMENDED FINANCING

	Source of Funds	Total Five -Year Cost	Estimated Project Costs by Fiscal Year				
			FY2014	FY2015	FY2016	FY2017	FY2018
A. Feasibility Study							
B. Design							
C. Land Acquisition							
D. Construction							
E. Furnishings/Equipment							
F. Departmental Equipment	7	300,000			150,000	150,000	
G. Contingency							
H. Other							
TOTAL		\$300,000			\$150,000	\$150,000	

(1) Operating Revenues (3) State Aid (5) Harbormaster Retained Earnings (7) Sewer Enterprise Fund Retained Earnings
(2) Municipal GO Bonds (4) Capital Stabilization Fund (6) Free Cash / CPA / Grants / Other (8) Water Enterprise Fund Retained Earnings

CAPITAL IMPROVEMENT PROGRAM

Project Title: Transient Boaters & Harbormaster Facility	
Department: Harbormaster	Category: Facilities Renovation/Repair
<p><u>Description and Justification:</u></p> <p>This request is to expand the existing 250 square foot Harbormaster Office into a Transient Boaters & Harbormaster Facility. The proposed facility would continue to serve as the Harbormaster's headquarters, but would provide support services for transient boaters and visitors, such as restrooms and showers.</p> <p>The Harbormaster's Department is currently exploring grant opportunities at the state and federal levels to help fund this project.</p>	


RECOMMENDED FINANCING

	Source of Funds	Total Five -Year Cost	Estimated Project Costs by Fiscal Year				
			FY2014	FY2015	FY2016	FY2017	FY2018
A. Feasibility Study	5	134,200	134,200				
B. Design							
C. Land Acquisition							
D. Construction	5/6	800,000		800,000			
E. Furnishings/Equipment							
F. Departmental Equipment							
G. Contingency							
H. Other							
TOTAL		\$934,200	\$134,200	\$800,000			

Source of Funds Legend

- | | | | |
|------------------------|--------------------------------|--------------------------------------|---|
| (1) Operating Revenues | (3) State Aid | (5) Harbormaster Retained Earnings | (7) Sewer Enterprise Fund Retained Earnings |
| (2) Municipal GO Bonds | (4) Capital Stabilization Fund | (6) Free Cash / CPA / Grants / Other | (8) Water Enterprise Fund Retained Earnings |

CAPITAL IMPROVEMENT PROGRAM

Project Title: New Harbormaster Boat	
Department: Harbormaster	Category: Vehicles/Equipment
<p><u>Description and Justification:</u></p> <p>The City acquired a 25' former US Coast Guard Defender Response Boat at <i>no cost</i> through a grant program. The vessel is in excellent condition and was valued at \$165,000.</p> <p>The boat spent most of her life in the freshwaters of the Great Lakes where tradition was to haul the boat for the winter season for maintenance, thereby extending its life.</p> <p>The vessel cost \$15,000 to equip and will be used as a public safety boat by the Harbormaster, Fire and Police Departments, including the regional dive team.</p>	

RECOMMENDED FINANCING

	Source of Funds	Total Five -Year Cost	Estimated Project Costs by Fiscal Year				
			FY2014	FY2015	FY2016	FY2017	FY2018
A. Feasibility Study							
B. Design							
C. Land Acquisition							
D. Construction							
E. Furnishings/Equipment							
F. Departmental Equipment	1	15,000	15,000				
G. Contingency							
H. Other							
TOTAL		\$15,000	\$15,000				

Source of Funds Legend

- | | | | |
|------------------------|--------------------------------|--------------------------------------|---|
| (1) Operating Revenues | (3) State Aid | (5) Harbormaster Retained Earnings | (7) Sewer Enterprise Fund Retained Earnings |
| (2) Municipal GO Bonds | (4) Capital Stabilization Fund | (6) Free Cash / CPA / Grants / Other | (8) Water Enterprise Fund Retained Earnings |